

Process description AIS/ICS (phase 1)

2010-06-26 version 1.0

Contents

1	Introduction.....	2
1.1	Purpose.....	2
1.2	Background.....	2
1.3	Abbreviations.....	2
2	ICS process description	3
2.1	Lodging of an entry summary declaration.....	3
2.1.1	Graphic description of the lodging process.....	3
2.1.2	Verbal description of the lodging process.....	3
2.2	Amending the information	5
2.2.1	Graphic description of the amendment request process	5
2.2.2	Verbal description of the amendment request process	5
2.3	Diversion	7
2.3.1	Graphic description of the diversion request process.....	7
2.3.2	Verbal description of the diversion request process	7

1 Introduction

1.1 Purpose

The purpose of this document is to give an overview of how the exchange of information between an external party and Swedish Customs regarding entry summary declarations will be handled.

The information on entry summary declarations sent between the Member States, as well as between the customs authorities and the business community, should be sent electronically. There are three different processes concern information sent between the business community and Customs:

- lodging of an entry summary declaration;
- amendment request of a lodged entry summary declaration;
- diversion request of a lodged entry summary declaration.

In this document these processes will be described both graphically and verbally.

1.2 Background

When entry summary declarations are introduced on 1 July 2009, information on all goods entering the Community should be sent to the customs authorities in advance, within set time limits. For every import transaction, Swedish Customs must be able to receive the summary information, carry out risk analysis and, where appropriate, forward the information. The risk analysis should be carried out primarily for Security and Safety purposes, and is subject to Community rules.

From 1 July 2009 and until 31 December 2010 it is up to the business community to send the entry summary declaration. Beginning from 1 January 2011 it is obligated.

The Swedish Customs will not implement the Office of Lodgement in this first phase.

This is the first phase (called ICS) of the future AIS, which is developed in cooperation between the Member States, led by the European Commission.

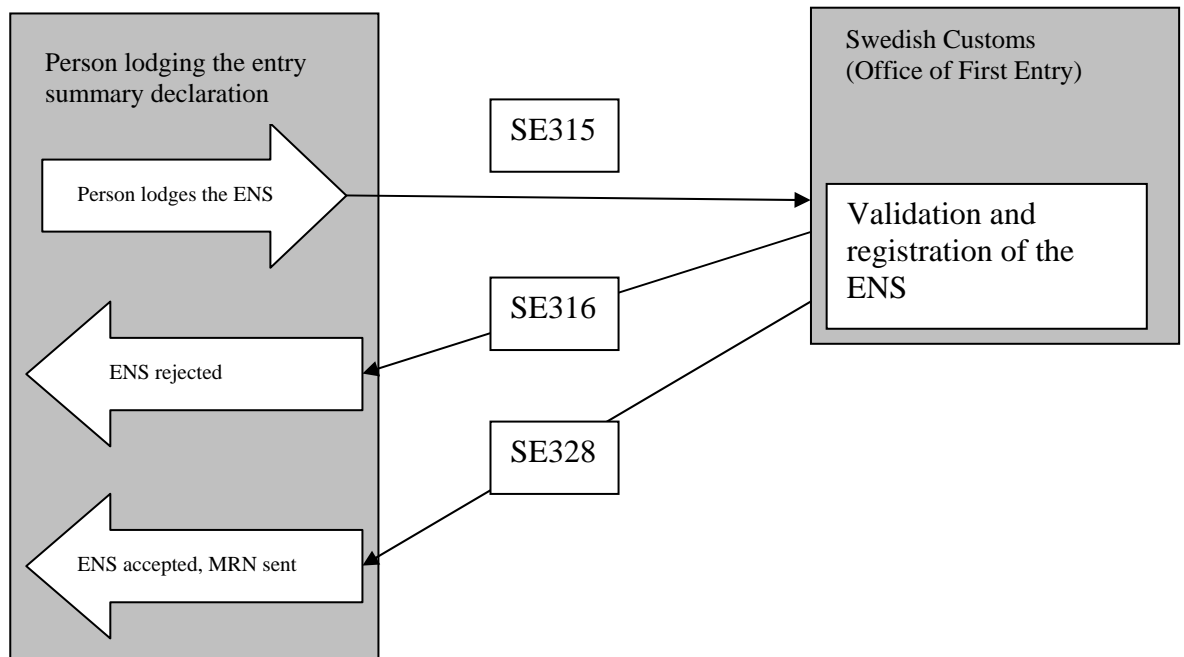
1.3 Abbreviations

AEO	= Authorised Economic Operator
AIS	= Automated Import System
ICS	= Import Control System
LRN	= Local Reference Number
MRN	= Movement Reference Number
MS	= Member State
ENS	= Entry Summary Declaration
TDR	= Regulatory Framework of Swedish Customs IT Division (Tulldatas Regelverk)

2 ICS process description

2.1 Lodging of an entry summary declaration

2.1.1 Graphic description of the lodging process



2.1.2 Verbal description of the lodging process

In order for the entry summary declaration (ENS) to be accepted, the following criteria should be met:

- The person lodging the ENS or his representative must be connected to the customs system. This requires an authorisation.
- All further conditions in the SCTS-AIS, ICS phase 1 must be met.

If the above criteria are not met, Customs will communicate this through an SE316 message. This message uses the LRN sent in the SE315 message. To make the identification of incorrect messages easier, this identification number should therefore be unique to each consignment.

If the criteria are met, this will be confirmed by an SE328 message. This message communicates the new identification number, MRN, which is generated by the customs system. The SE328 message is sent to the person lodging the summary declaration.

Customs will carry out a security and safety risk analysis of the ENS, and the consignment may be selected for physical examination. If this is the case, the following parties will be notified in advance of the examination, under certain conditions mentioned for each party:

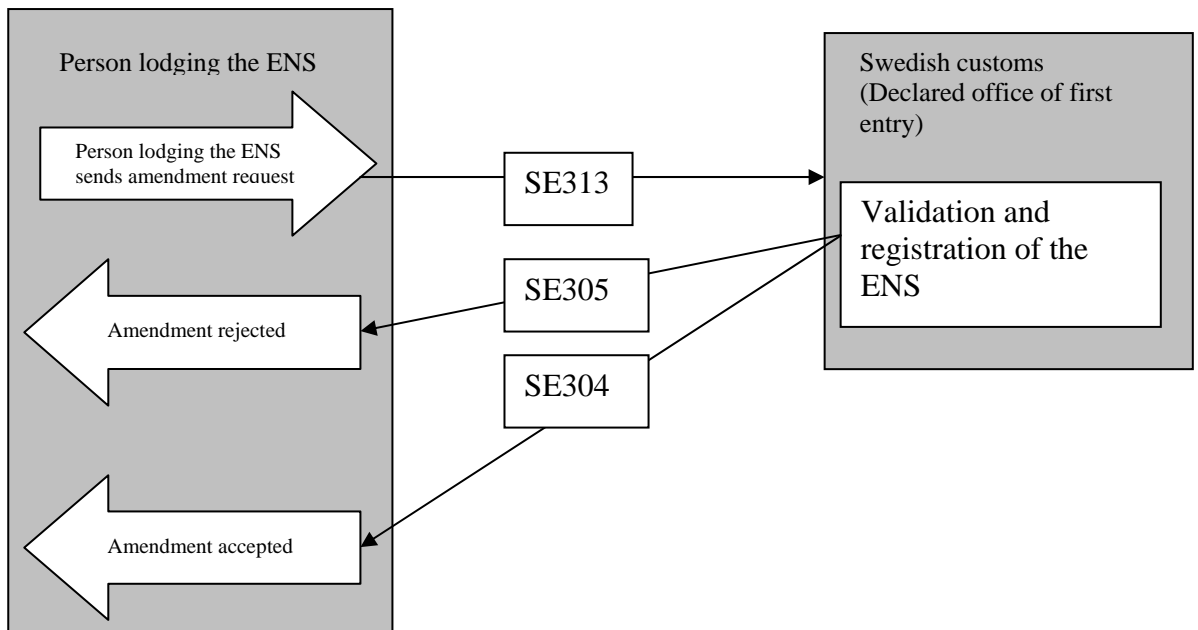
- the person lodging the summary declaration, if:
 - there are no compelling reasons against the notification (the notice must not jeopardise the planned examination);
 - the person lodging the summary declaration holds an AEO certificate of the type Customs simplifications and/or Security and safety

Businesses with AEO status will get priority treatment in the case of a queue of planned physical examinations.

If the selection of a consignment for examination entails that the goods may not be loaded, the above parties will always be notified.

2.2 Amending the information

2.2.1 Graphic description of the amendment request process



2.2.2 Verbal description of the amendment request process

An amendment of an ENS must always be sent to the office of first entry where the original ENS was lodged. This amendment can include new information, changed information or deletion of information. The accepted amendment will be a new version. In this initial phase it is not possible to cancel an ENS.

An amendment must refer to an already accepted ENS, which is identified by an MRN.

The amendment should be sent by the same trader that lodged the original ENS. In case the amendment is sent by a representative, information on this representative must have been declared in the original ENS.

An amendment of the original information can be made as long as:

- the goods have not been selected for any physical examination of which the parties concerned have been notified;
- the goods have not yet arrived and/or been released.

All further conditions in the SCTS-AIS, ICS phase 1 also apply.

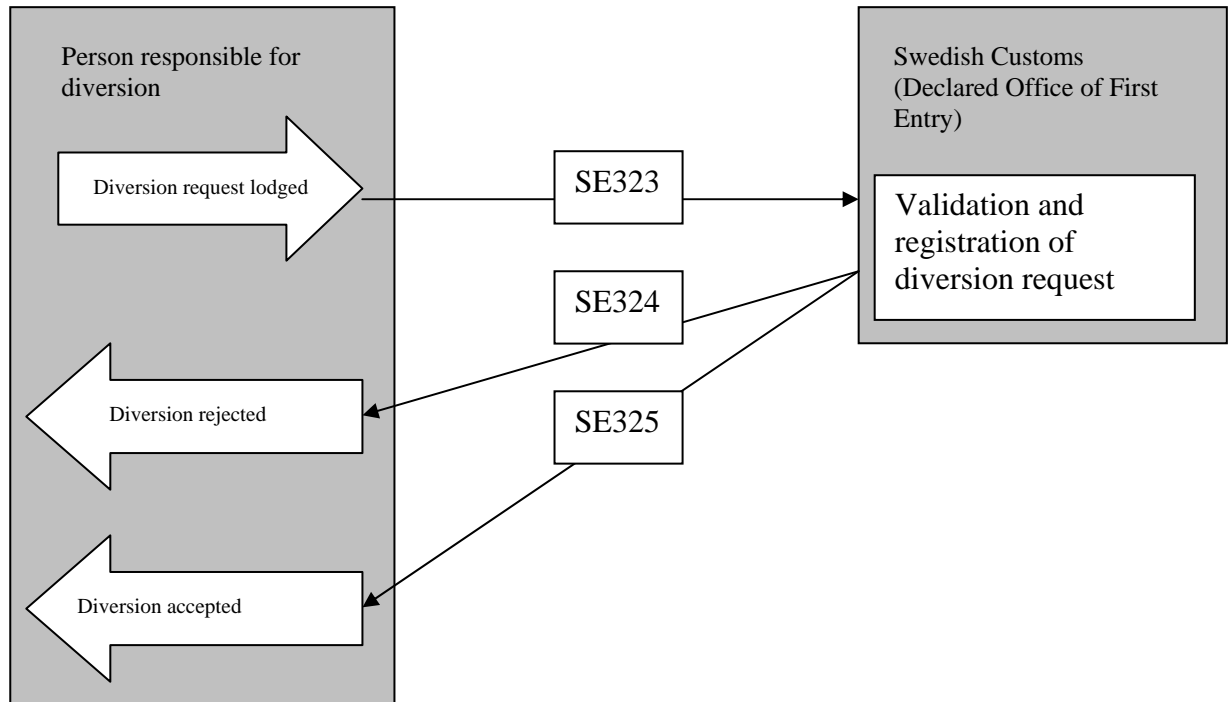
If the amendment request corresponds to the conditions mentioned above, it will be accepted and a new version of the ENS will be created. As confirmation, the SE304 message will be sent to the person submitting the amendment.

The new information will undergo risk analysis and be handled according to the previous process, lodging, including a validation of the AEO certificate, when applicable.

If the amendment is not accepted, the SE305 message will be sent to the person submitting the amendment. In this case, the original ENS will still be valid.

2.3 Diversion

2.3.1 Graphic description of the diversion request process



2.3.2 Verbal description of the diversion request process

Diversion is used if the transport is diverted to another MS than:

- where the customs office of first entry (as declared in the ENS) is located;
- where a customs office of subsequent entry (as declared in the ENS) is located.

If the conditions above are met, the carrier must notify the customs office of first entry where the ENS was lodged that the consignment will be diverted. The diversion request is communicated through the SE323 message. It is the carrier or his representative who is responsible for sending the message. This person responsible for the diversion must have a valid EORI-TIN number and be connected to the customs system of Swedish Customs.

Diversion can only be made once for a consignment.

The diversion request is identified by a unique reference connected to the person responsible for the diversion.

The diversion request must include all ENSs covering goods loaded on the same means of transport, identified by their MRNs, or alternatively, when the goods are carried by sea or by air, by the unique reference to the specific movement of the active means of transport through:

- the code for the mode of transport at the border;
- the anticipated date of arrival;
- the conveyance reference number (flight number in case of air transport) or identity of the active means of transport crossing the border (IMO or ENI codes in case of sea transport).

The SE323 message is validated in accordance with the SCTS-AIS, ICS phase 1.

If the data elements of the message do not correspond to the regulatory framework, an SE324 message will be sent to the person responsible for the diversion, and the original information will still be valid.

If the diversion request is accepted, an SE325 message is sent to confirm that the diversion has been accepted. Customs will then send a message to all customs offices concerned located in other MS.