



NCTS-P6 Training Material to Traders

08.11.2024

Key Points covered by this training

Key Points covered by this training

- Introduce the trainees to NCTS-P6 and outline the **implementation requirements**
- Acquaint the trainees with the **Functional and Technical Specification** artefacts of NCTS-P6
- Clarify the differences in the process when lodging a transit declaration in a National Administration when having **joined NCTS-P6 as either Opt-In or Opt-Out**
- Discuss the **Implementation Strategy**
- Specify the **transitional period** from NCTS-P5 to NCTS-P6

More information about NCTS-P6 is included in the Training Material to NAs.



1. Introduction

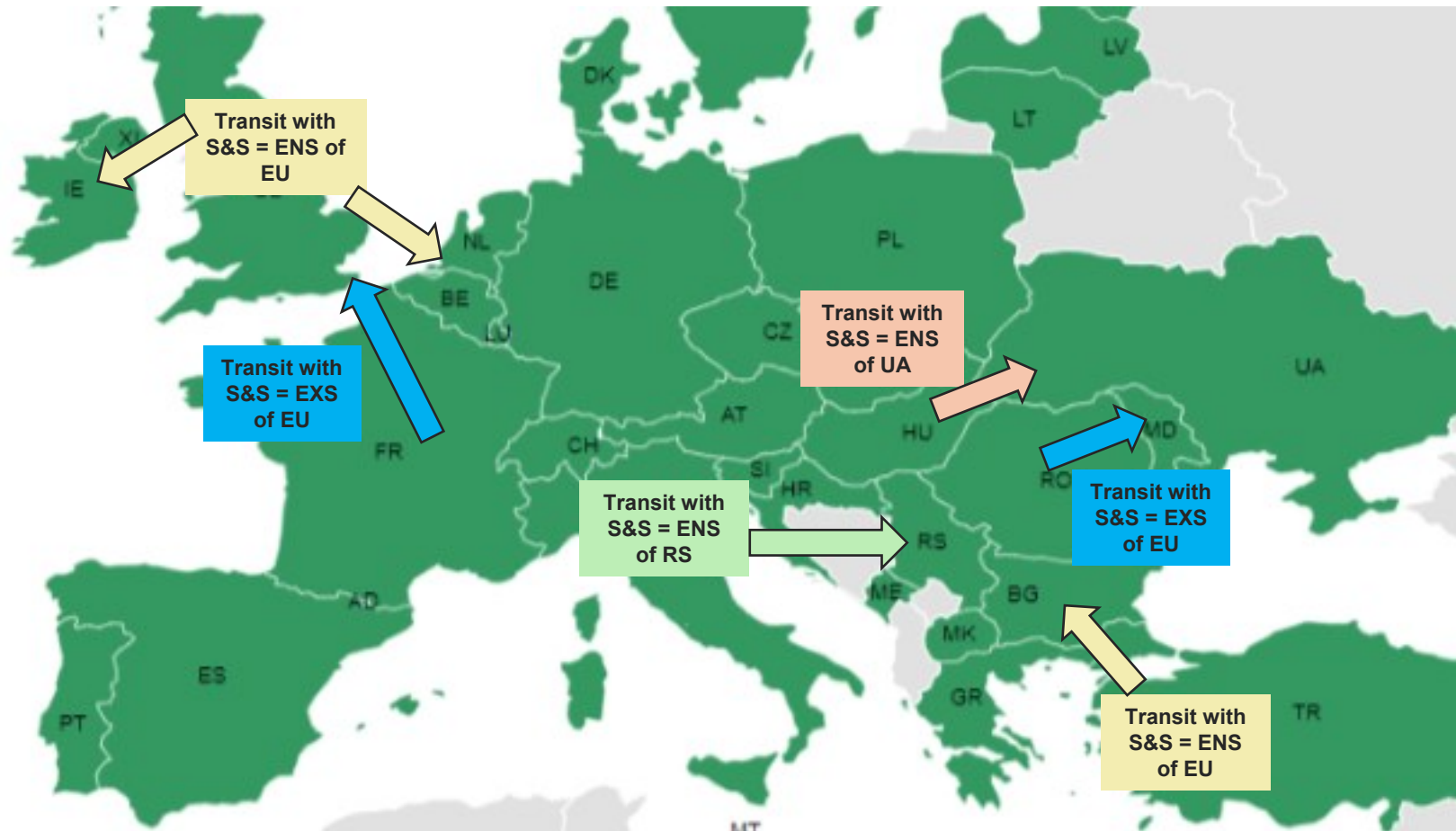
Sub-Sections

- [What Offices have no Functionality Changes in NCTS-P6](#)

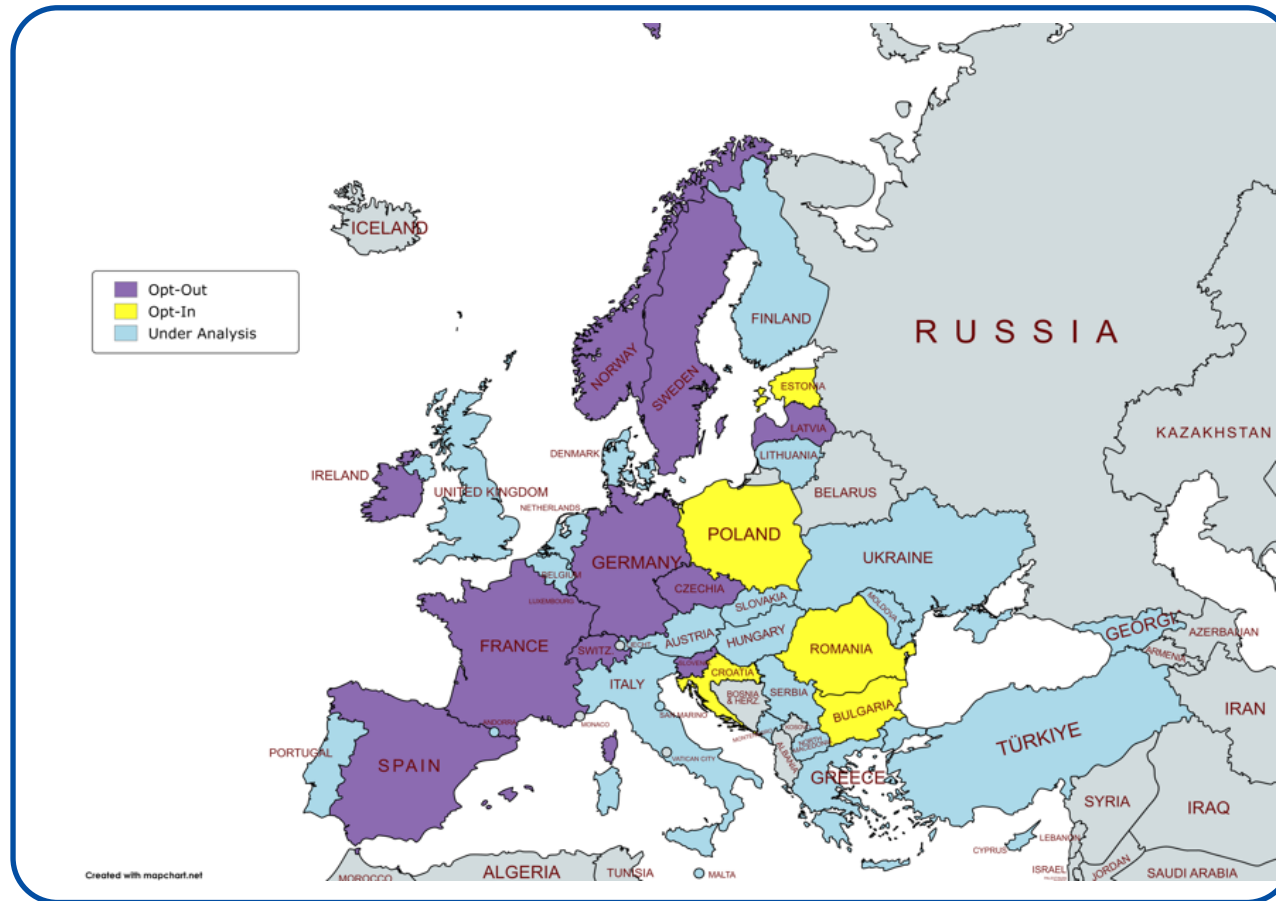
Objectives of NCTS-P6

- ✓ To fully align the Safety & Security data (ENS) in the Transit Declaration with the UCC DA/IA Annex B (instead of UCC TDA);
- ✓ To maximise the Return on Investment by keeping the NCTS-P5 features untouched and by integrating NCTS and ICS2-CR at central level;
- ✓ To establish interoperability of NCTS and ICS2-CR (for Road/Rail) by aligning the business processes between the two domains;
- ✓ To maintain the Trade facilitation by applying the provisions defined in UCC Articles 127 & 130 (1).

Moving Across Europe with a Single Combined Transit Declaration with Safety & Security Data



Declared Opt-in and Opt-out countries



Opt-in countries

BG
EE
HR
PL
RO

Opt-out countries

CH
CZ
DE
ES
FR
IE
LU
LV
NO
SE
SI

Under analysis

AT
BE
CY
DK
FI
GB
GE
GR
HU
IT
LT
MD
ME
MK
MT
NL
PT
RS
SK
TR
UA
XI

1.1 What Offices have no Functionality Changes in NCTS-P6?

The Offices with functionality unchanged in NCTS-P6

For the following Customs Offices, the functionality in NCTS-P6 is “unchanged” compared to NCTS-P5, since there is no communication with ieCA/TED. No other change is introduced to those offices in NCTS-P6.



Office of Exit for Transit

Office of Incident
Registration

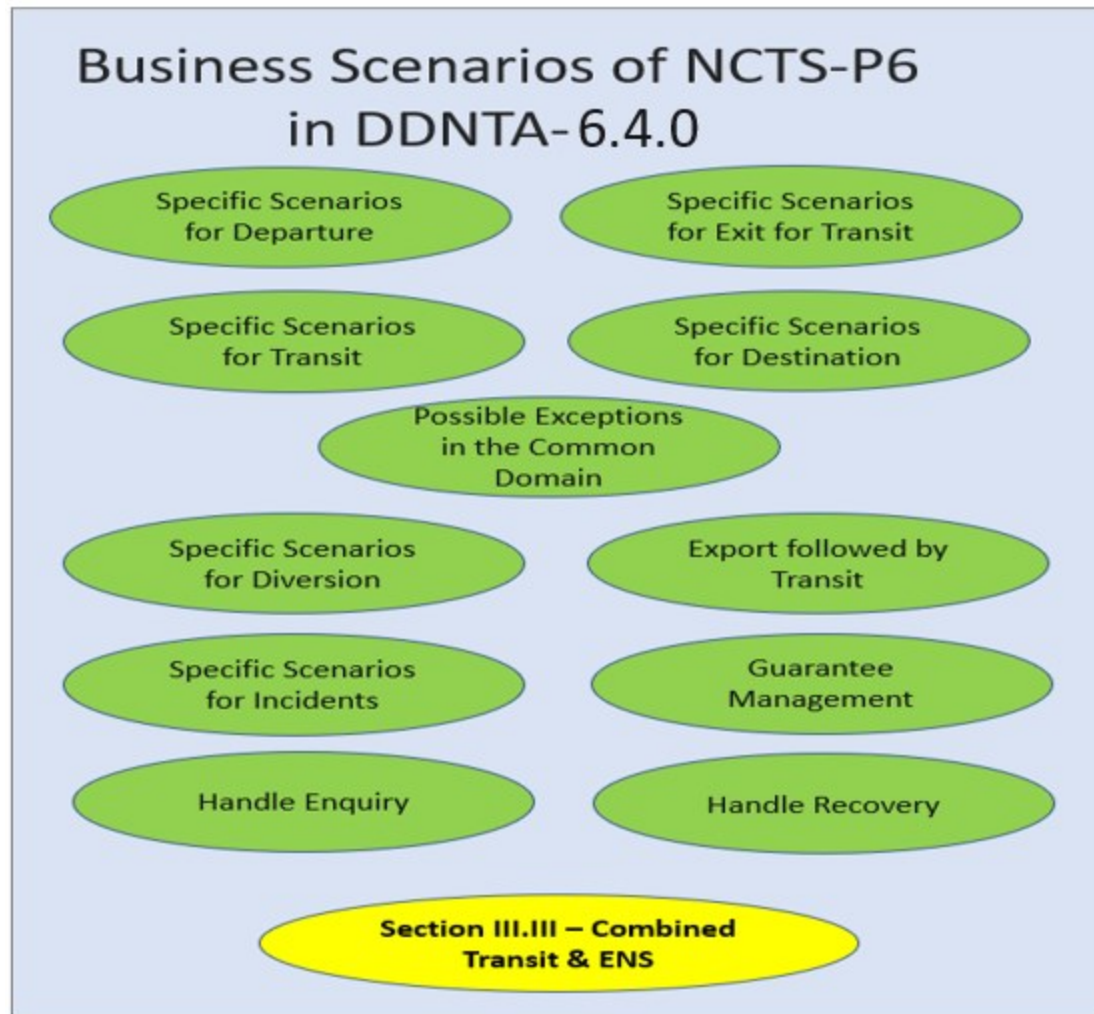
Office of Destination

Competent Authority of
Enquiry

Competent Authority of
Recovery

Office of Guarantee

What Offices have no Functionality Changes in NCTS-P6?



- The Business Processes depicted in green cover the NCTS-P6 Core Business (Section III.II). **Those scenarios are kept intact as per NCTS-P5**
- New **Section III.III** in yellow covers the business functionalities related to Transit & ENS

2. Implementation Strategy

Implementation Strategy for the Traders

Implementation strategy for the Traders: depending on whether they operate in an Opt-Out Country and/or in an Opt-In Countries.

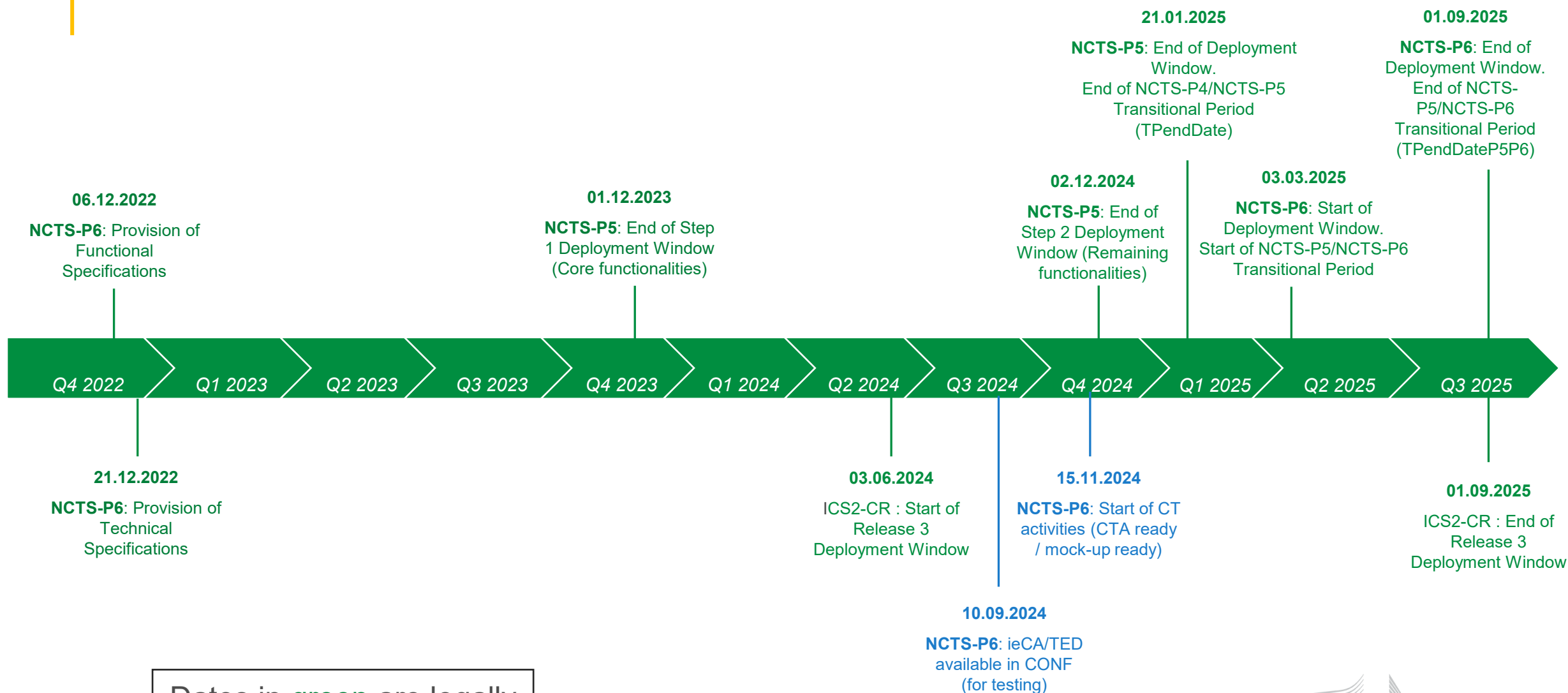
✓ Traders operating in an Opt-Out Country:

- NCTS-P5 + ICS-P1 → NCTS-P6 + ICS2-CR: adapt applications to support the minimum adjustments brought by NCTS-P6 to the declaration messages (IE013/IE015/IE029) and the other supporting messages (e.g. notifications)

✓ Traders operating in an Opt-In Country:

- NCTS-P5 (with S&S) [+ ICS-P1] → NCTS-P6 (with S&S) [+ ICS2-CR]: gradually adjusting applications to support the minimum adjustments brought by NCTS-P6 to the declaration messages (IEA13/IEA15/IEA29), manage the other supporting messages (e.g. notifications) and other messages enabled by the interoperability NCTS / ICS2-CR (e.g. Referral).
- Or operating like Traders in Opt-Out Country.

Key Milestones for NCTS-P5 & NCTS-P6



Dates in green are legally defined in [UCC WP](#)

3. Implementation for Traders in Opt-Out NAs

Sub-Sections

- [3.1 Business Process Changes for Opt-Out NAs \(having the role of Office of Departure\)](#)
- [3.2 IE015 \(Standard Transit Declaration\) – Opt-Out NAs only](#)
- [3.3 Business Process Changes for Opt-Out NAs \(having the role of Office of Transit\)](#)

3.1 Business Process Changes for Opt-Out NAs (having the role of Office of Departure)

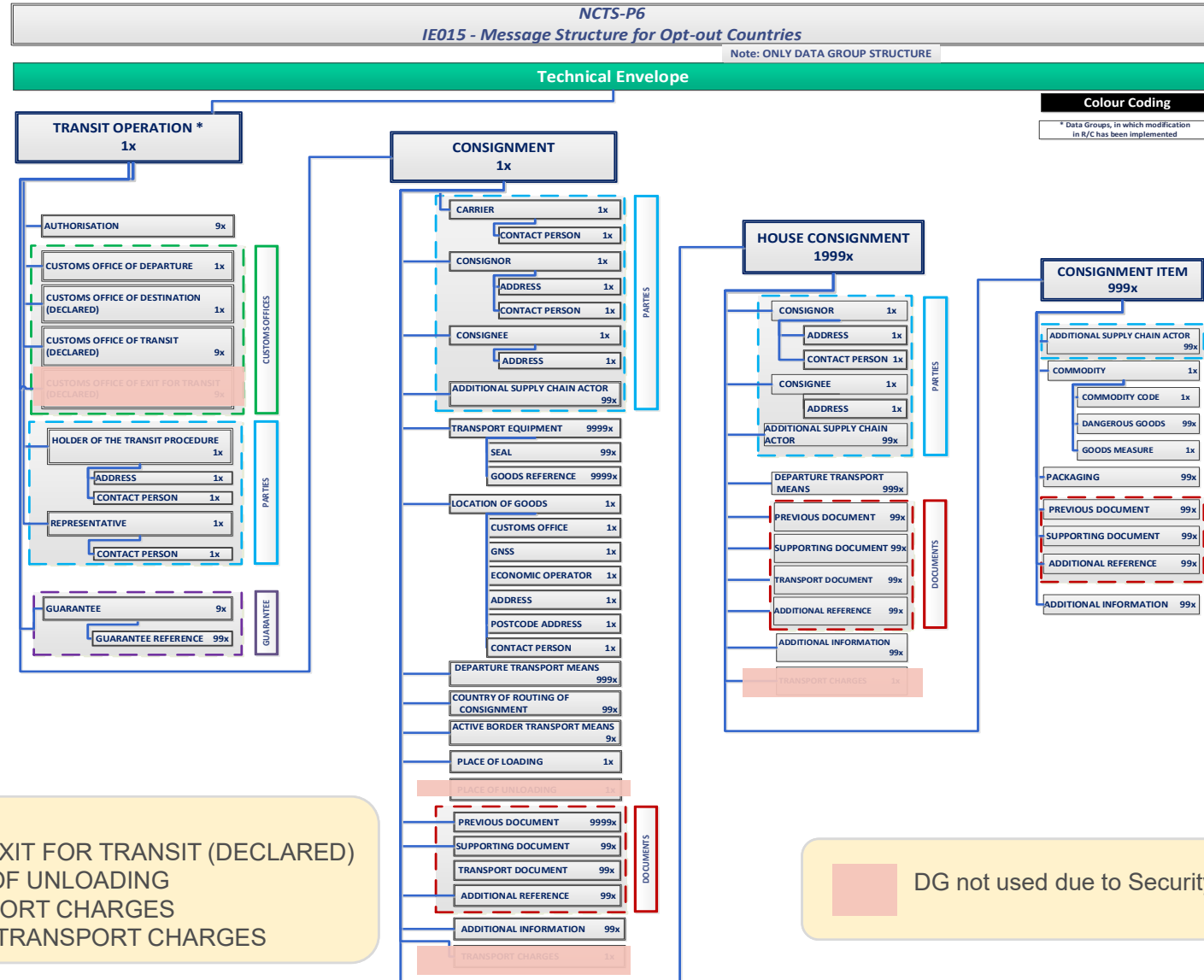
Business Process Changes for Opt-Out NAs (having the role of OoDep)

NCTS-P6 is the continuation of NCTS-P5 and has no changes in the Business Scenarios of Office of Departure. The novelty brought by NCTS-P6 involves the following aspect:

- Control at the Office of Departure (COFE) due to ENS Formalities:
 - ✓ **Before** authorising release of the transit movement, **control results from ICS2-CR** must be **considered** in the case where the **Office of Departure** is also the Customs Office of First Entry (**COFE**) of an **Opt-Out country**.
 - ✓ Transit formalities **must wait** until entry formalities are finished. This occurs when the Transit declaration data contains the ENS MRN under the DG Previous Documents.

3.2 IE015 (Standard Transit Declaration) – Opt-Out NAs only

IE015 (Standard Transit Declaration) – Security = 2 OR Security = 0



3.3 Business Process Changes for Opt-Out NAs (having the role of Office of Transit)

Business Process Changes for Opt-Out NAs (having the role of OoTra) (1/2)

NCTS-P6 is the continuation of NCTS-P5 and has no changes in the Business Scenarios of Office of Transit. The novelties brought by NCTS-P6 involve the following aspects:

- Presentation Notification at the OoTra (CC117D):
 - ✓ The **CC117D** is depicted in the Time Sequence Diagrams as sent by the **Holder of the Transit Procedure**. However, as mentioned in section III.I.2 of the DDNTA Main Document 6.4.0-v1.02, this Trader might also be a **Carrier** or a **Representative**
 - ✓ The practice of the CC117D message just demonstrates in the functional and technical specifications the current functionality that is already in place by many NAs (e.g. Smart Border).

NOTE: National decision for the communication between the Traders and the Office of Transit, can be handled via alternative means or outside NCTS.

Business Process Changes for Opt-Out NAs (having the role of OoTra) (2/2)

NCTS-P6 is the continuation of NCTS-P5 and has no changes in the Business Scenarios of Office of Transit. The novelties brought by NCTS-P6 involve the following aspects:

- Control at the Office of Transit (COFE) due to ENS Formalities:
 - ✓ **Before authorising border crossing**, control results from ICS2-CR must be taken into account in the case where the Office of Transit is also the Customs Office of First Entry (COFE) of an Opt-Out country.
 - ✓ Transit formalities **must wait** until Entry formalities are finished. This occurs when the Transit declaration data contains the ENS MRN under the DG Previous Documents.

4. Implementation for Traders in Opt-In NAs

Sub-Sections

- [4.1 New Business Processes for Opt-In NAs - Office of Departure](#)
- [4.2 IEA15 \(Combined Transit Declaration with ENS Particulars\) – Opt-In NAs only](#)
- [4.3 New Business Processes for Opt-In NAs - Office of Transit is COFE](#)

4.1 New Business Processes for Opt-In NAs

- Office of Departure

New Business Processes for Opt-In NAs - Office of Departure is COFE

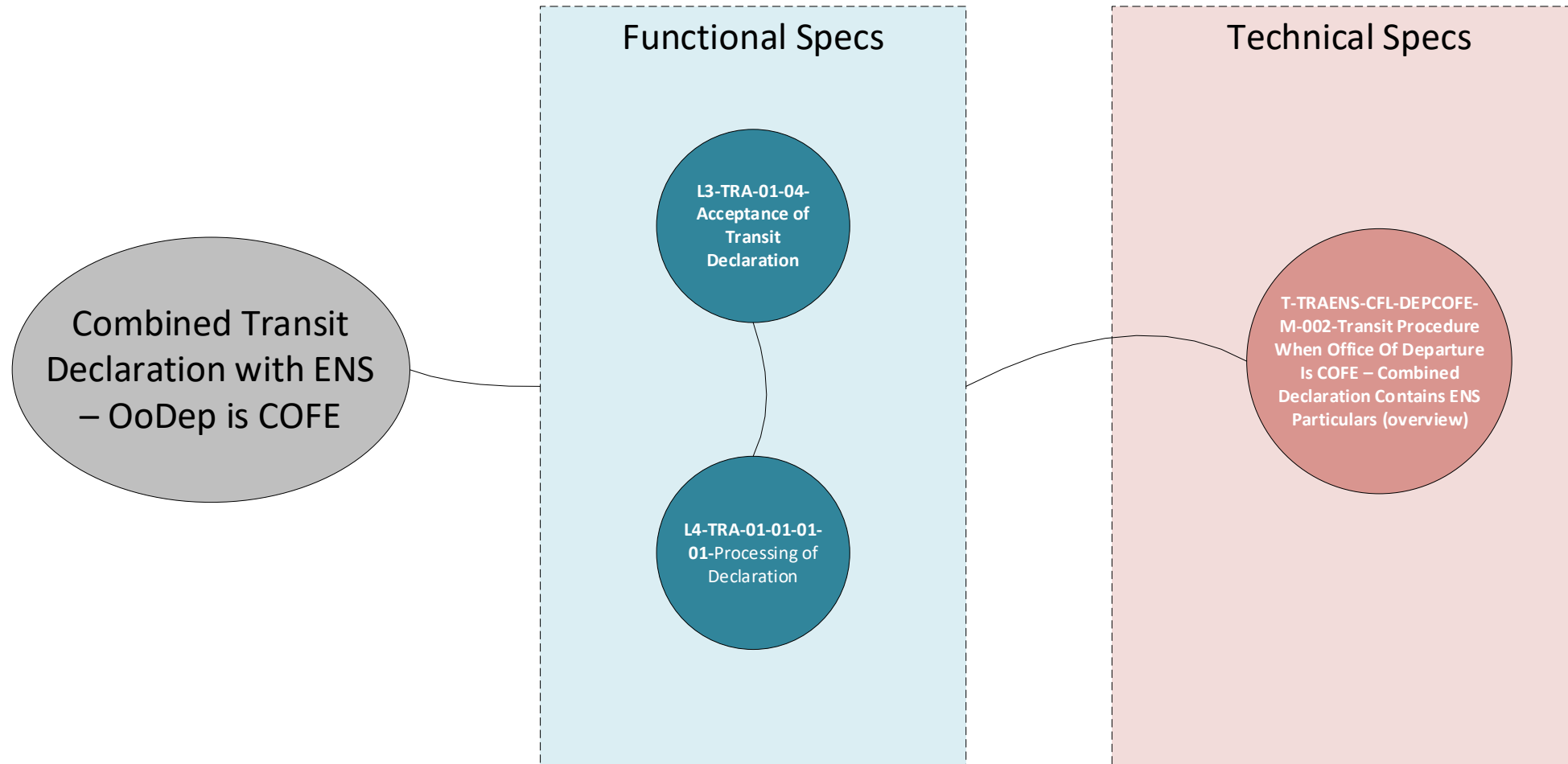
Key Business Scenarios (introduced in NCTS-P6) are displayed in the next slides for Opt-In NAs having the role of the Office of Departure (COFE):

- [Processing of Combined Transit Declaration with ENS \(OoDep is COFE\)](#)
- [Control at OoDep \(=COFE\)](#)
- [Invalidation](#)
- [Referrals](#)




NOTE: The DDNTA-P6 Main Document addresses all business flows. This presentation covers only the primary flows.

Processing of Combined Transit Declaration with ENS (OoDep is COFE)

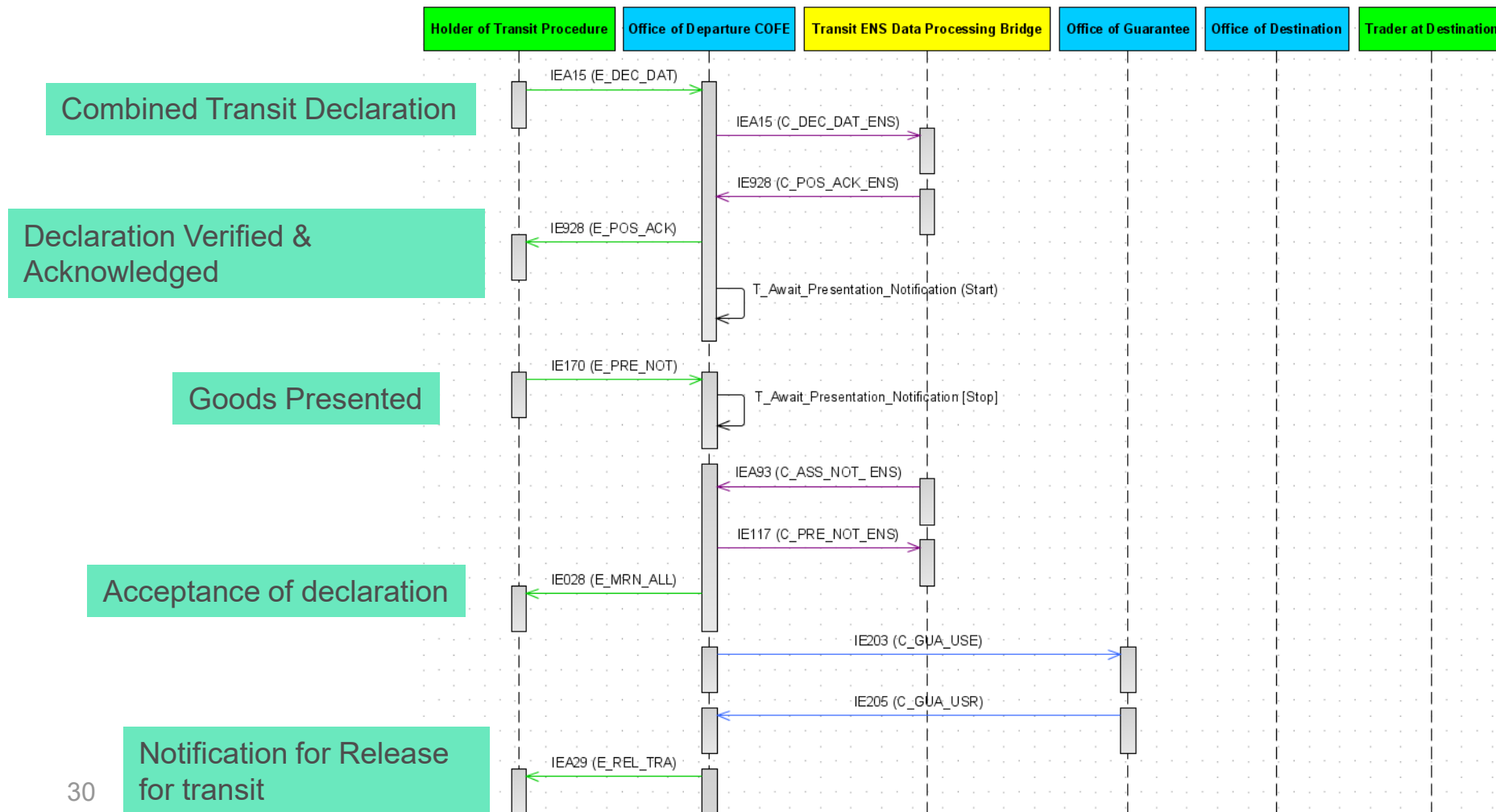
Processing of Combined Transit Declaration with ENS (OoDep is COFE) - Business Perspective (1/2)



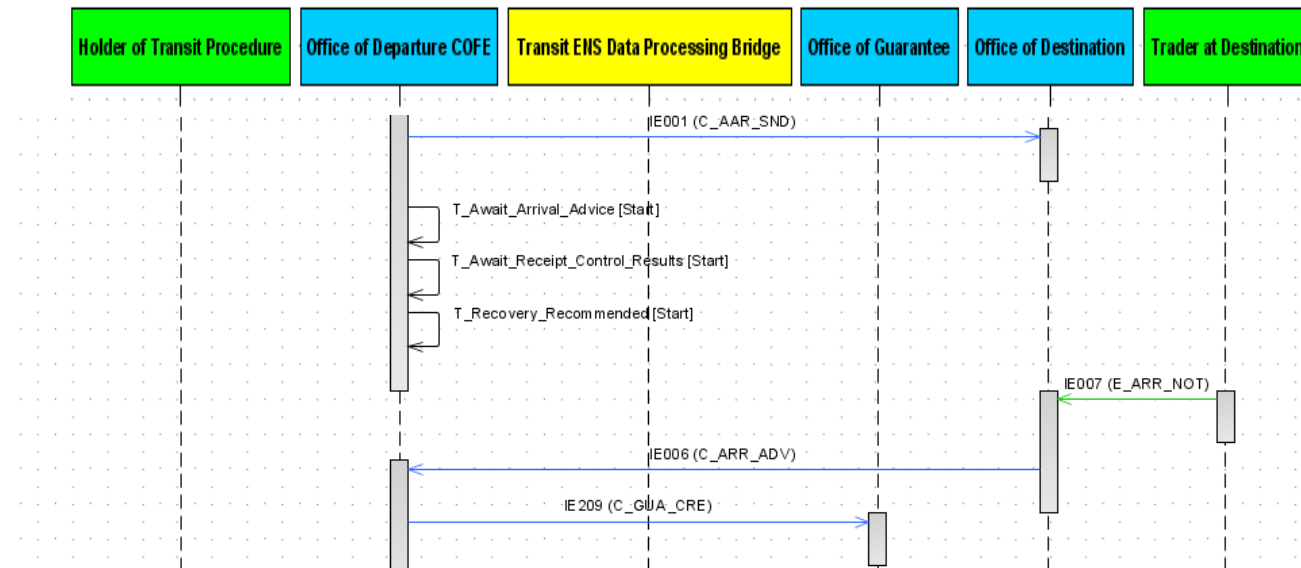
Processing of Combined Transit Declaration with ENS (OoDep is COFE) - Business Perspective (2/2)

Business Scenario		Source
L3-TRA-01-04-Acceptance of Transit Declaration		 L3-TRA-01-04.png
	L4-TRA-01-01-01-01 Processing of Declaration	 L4-TRA-01-01-01-01.png
	T-TRAENS-CFL-DEPCOFE-M-002-Transit Procedure When Office Of Departure Is COFE – Combined Declaration Contains ENS Particulars (overview)	 T-TRAENS-CFL-DEPCOFE-M-002.png

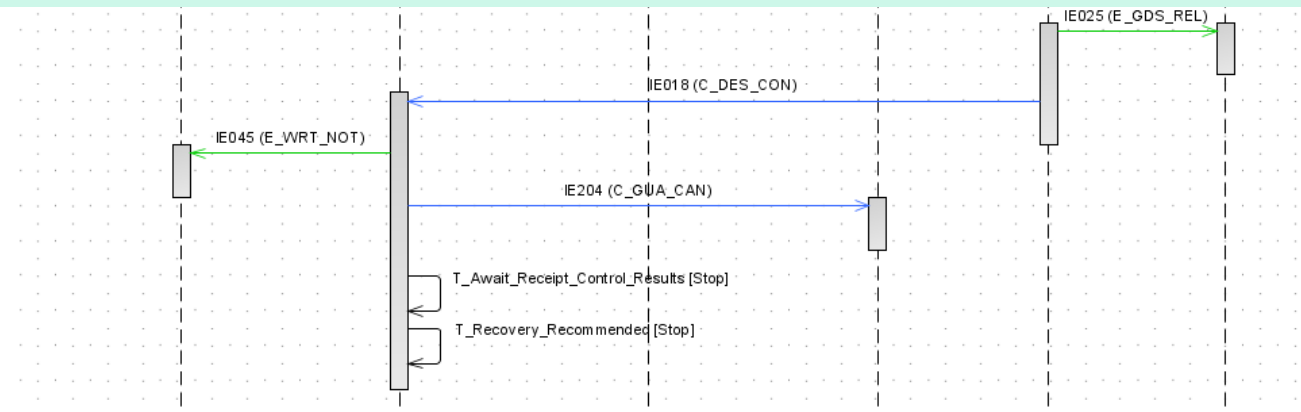
T-TRAENS-CFL-DEPCOFE-M-002-Transit Procedure When Office Of Departure Is COFE – Combined Declaration Contains ENS Particulars (overview) – (1/2)



T-TRAENS-CFL-DEPCOFE-M-002-Transit Procedure When Office Of Departure Is COFE – Combined Declaration Contains ENS Particulars (overview) – (2/2)



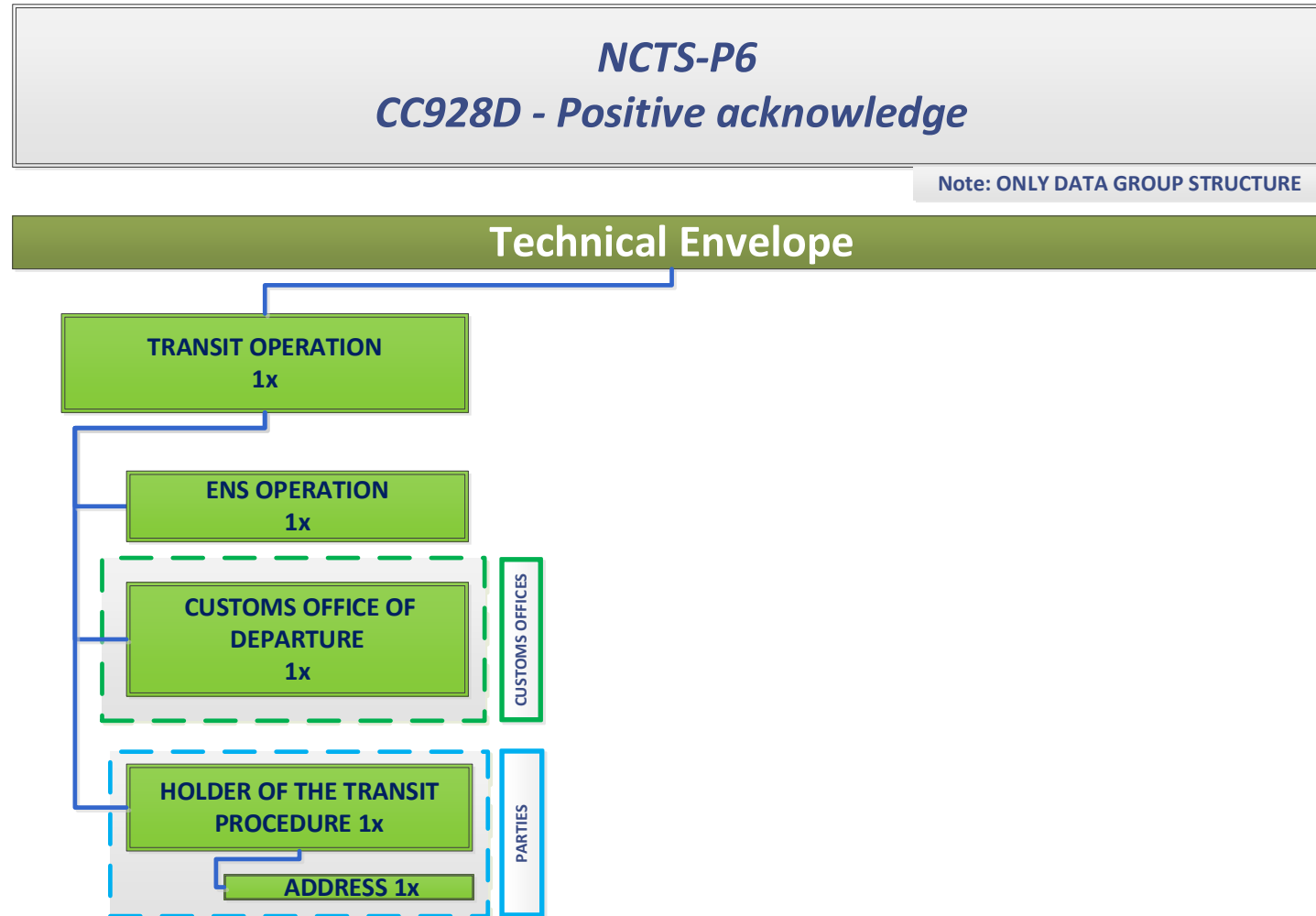
✓ No changes compared to NCTS-P5



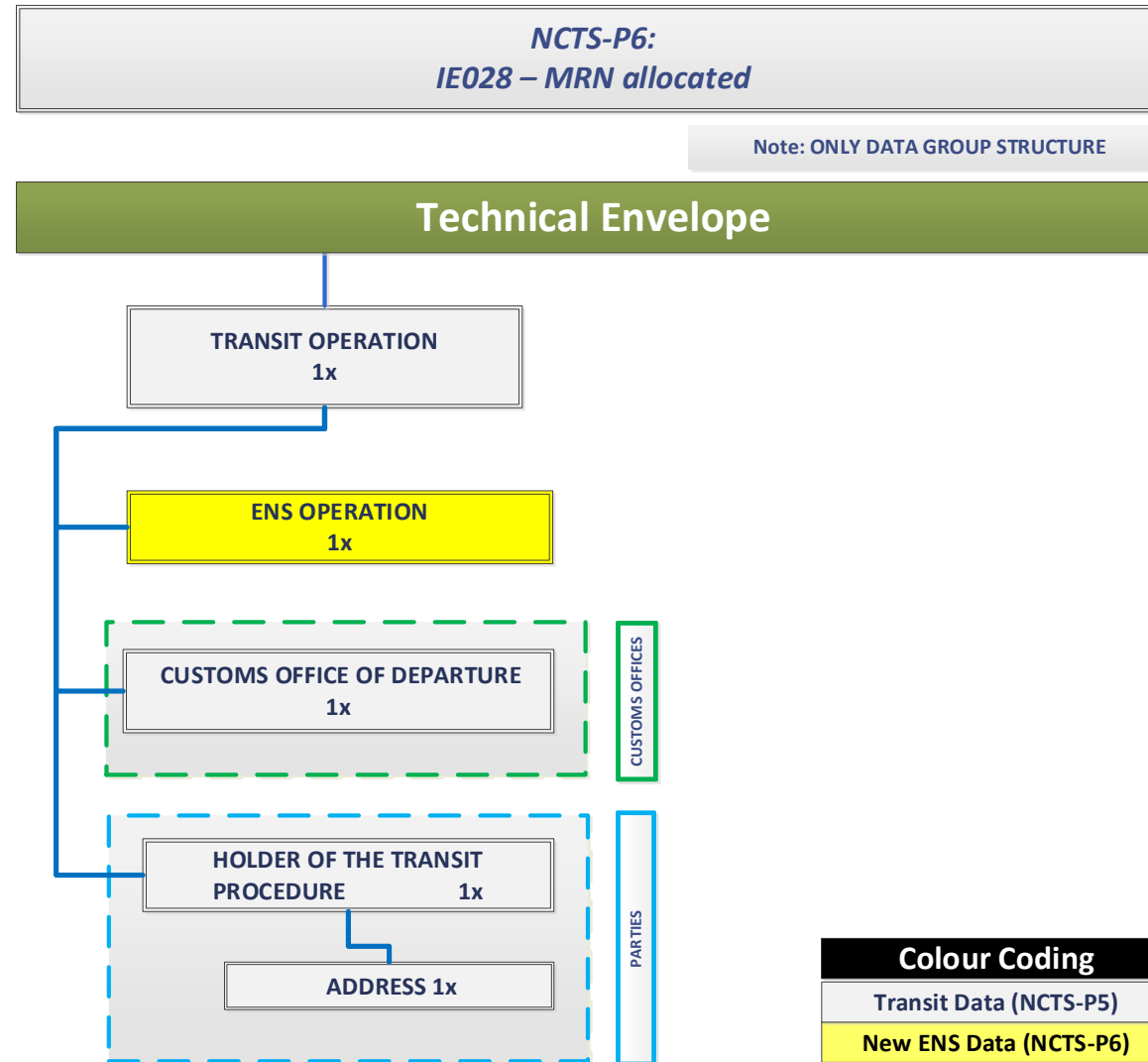
Processing of Combined Transit Declaration with ENS (OoDep is COFE) – Data Perspective (1/3)

NCTS-P6 IE Version	NCTS-P6 IE Name	Business Purpose
CCA15D	Declaration Data (E_DEC_DAT)	Holder of Transit Procedure → Office of Departure This message is used by the Holder of the Transit Procedure to send a Combined Transit Declaration with ENS particulars
CDA15D	Declaration Data ENS (C_DEC_DAT_ENS)	Office of Departure → TED The Office of Departure sends this message to TED for ENS acceptance at ICS2-CR
CC928D	Positive Acknowledge (E_POS_ACK)	Office of Departure → Holder of the Transit Procedure The Office of Departure acknowledges the validity of the transit declaration (in terms of syntax and R/Cs) and communicates the ENS MRN to the Holder of the Transit Procedure with this message
CC028D	MRN Allocated (E_MRN_ALL)	Office of Departure → Holder of Transit Procedure The Office of Departure communicates the MRNs (transit and ENS) to the Holder of the Transit Procedure with this message
CDA93D	ENS Assessment Complete Notification (C_ASS_NOT_ENS)	TED → Office of Departure This message is sent by TED to inform the Office of Departure that the S&S Risk Assessment is complete at ICS2-CR side
CD117D	Presentation Notification ENS (C_PRE_NOT_ENS)	Office of Departure → TED The Office of Departure sends this message to TED to inform it for the presentation of the goods to Customs Office of First Entry (COFE)
CCA29D	Release for Transit (E_REL_TRA)	Office of Departure → Holder of Transit Procedure The Office of Departure informs the Holder of the Transit Procedure that the goods are released for transit

Processing of Combined Transit Declaration with ENS (OoDep is COFE) – Data Perspective (2/3)

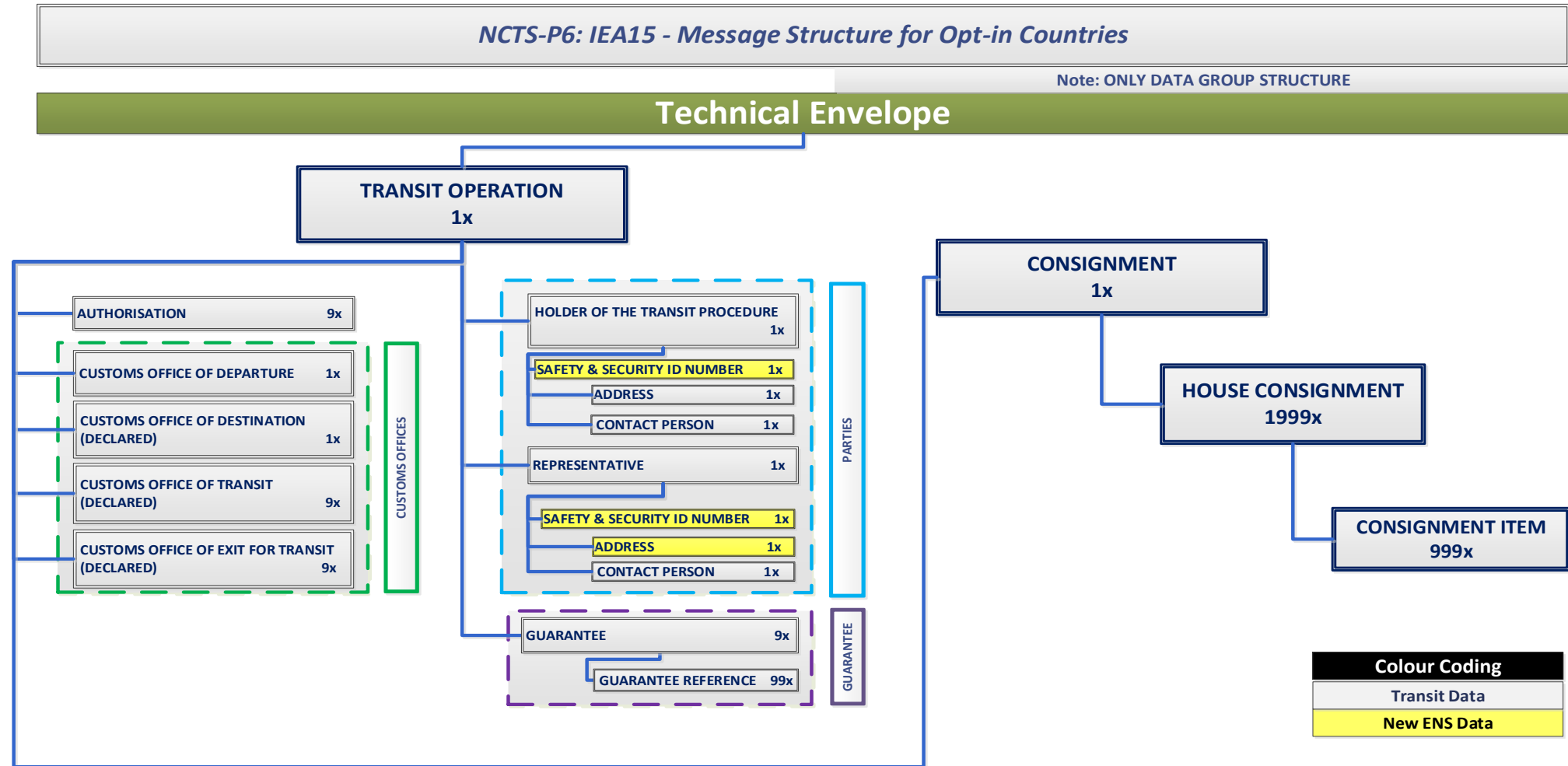


Processing of Combined Transit Declaration with ENS (OoDep is COFE) – Data Perspective (3/3)

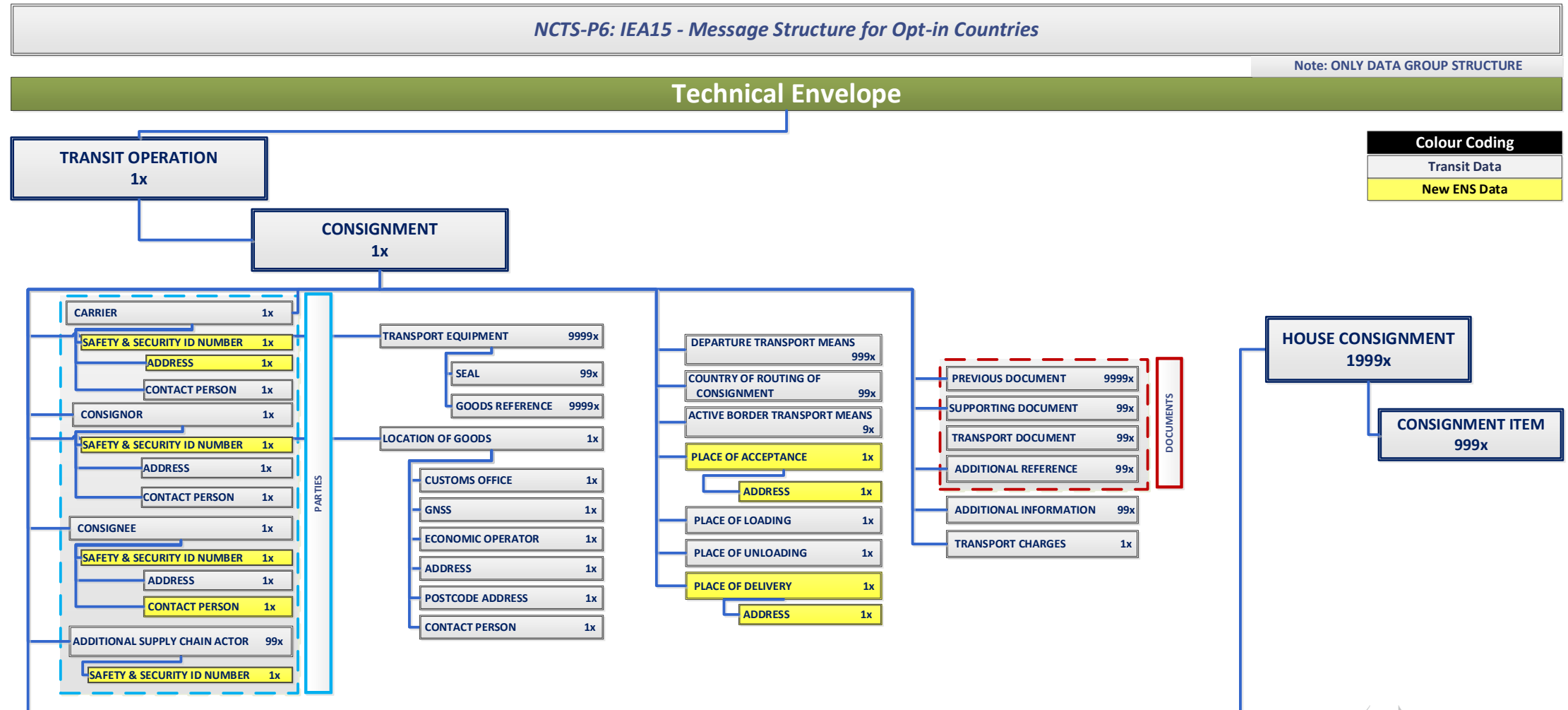


4.2 IEA15 (Combined Transit Declaration with ENS Particulars) – Opt-In NAs only

IEA15 - Combined Transit Declaration with ENS Particulars (1/4)



IEA15 - Combined Transit Declaration with ENS Particulars (2/4)

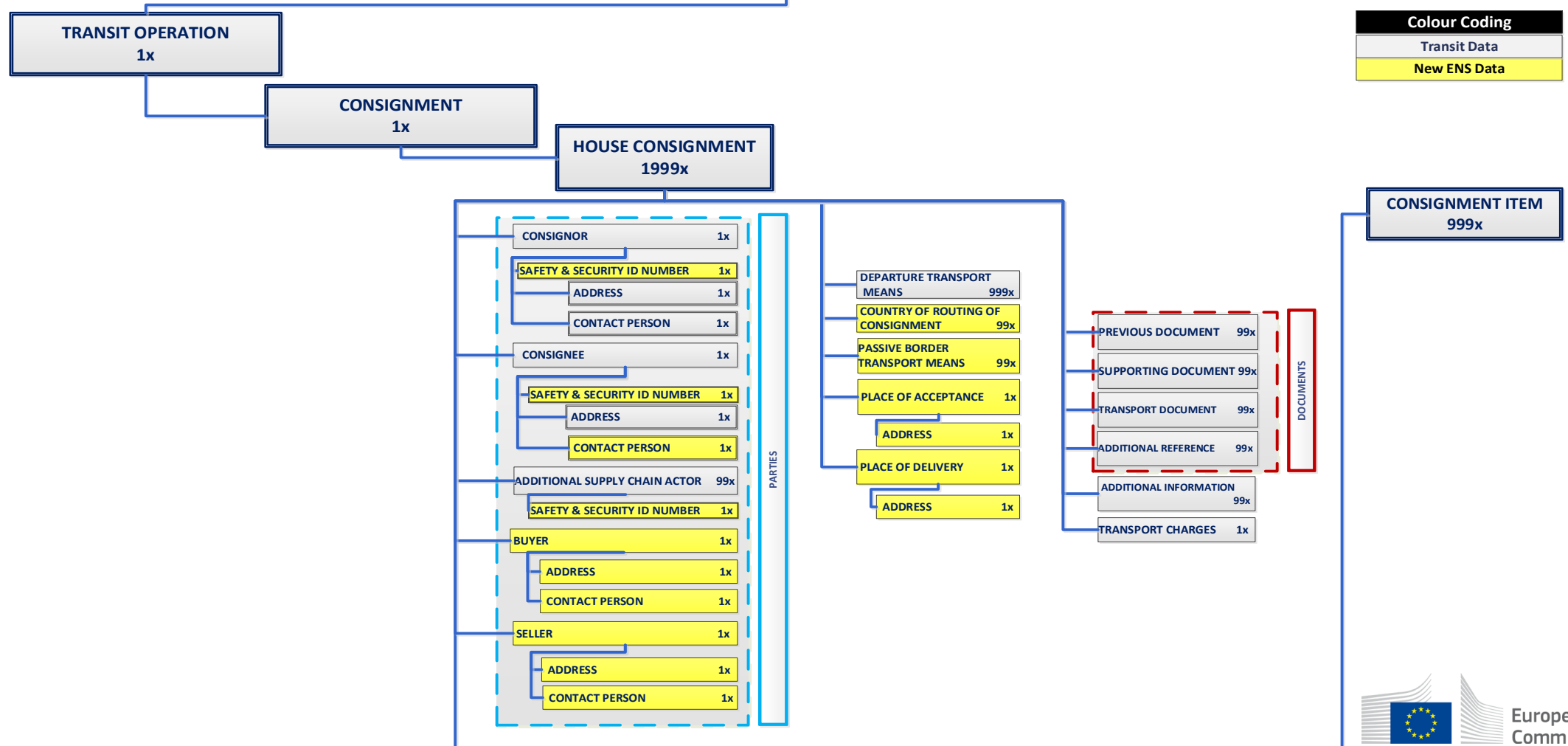


IEA15 - Combined Transit Declaration with ENS Particulars (3/4)

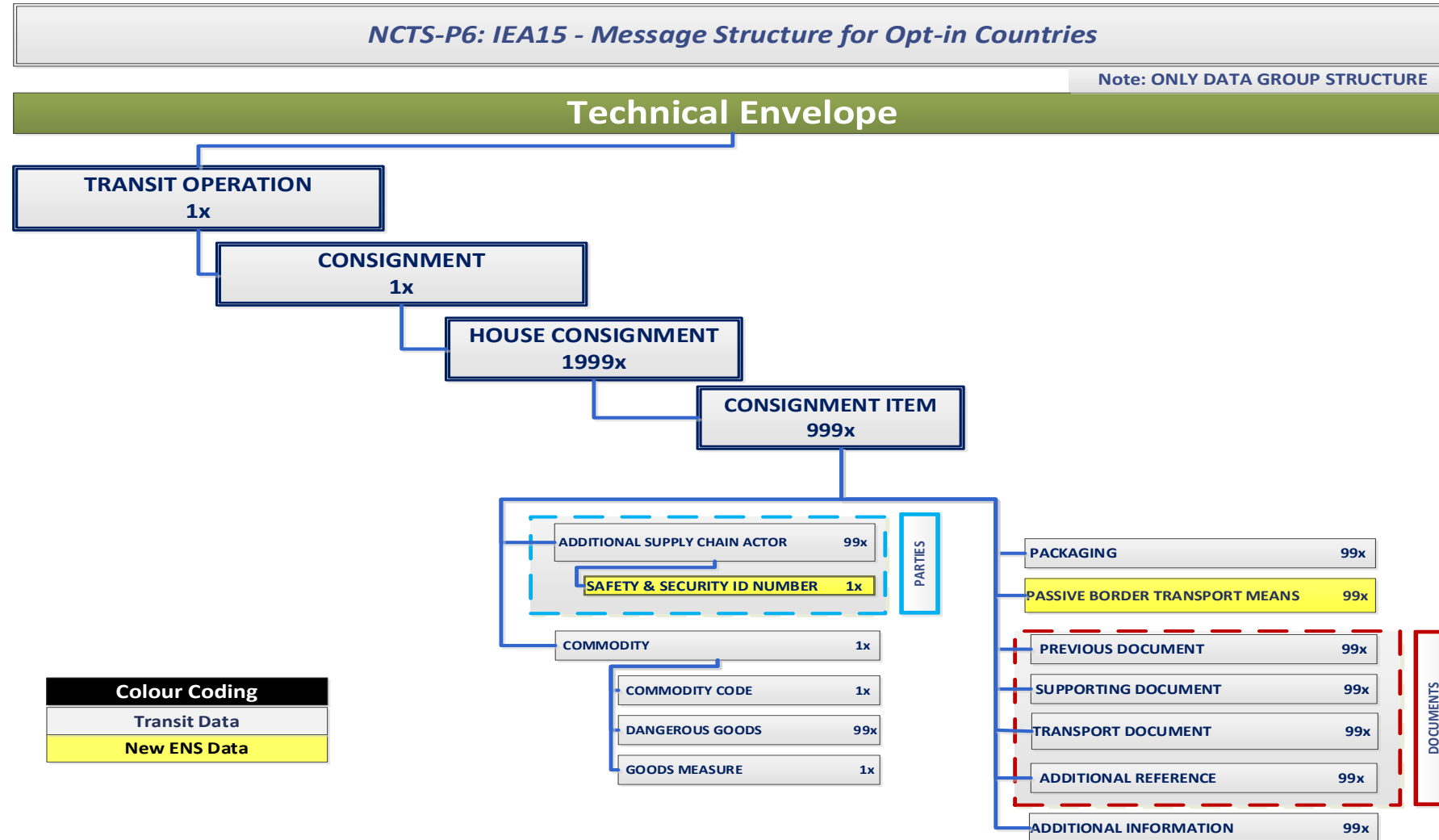
NCTS-P6: IEA15 - Message Structure for Opt-in Countries

Note: ONLY DATA GROUP STRUCTURE

Technical Envelope

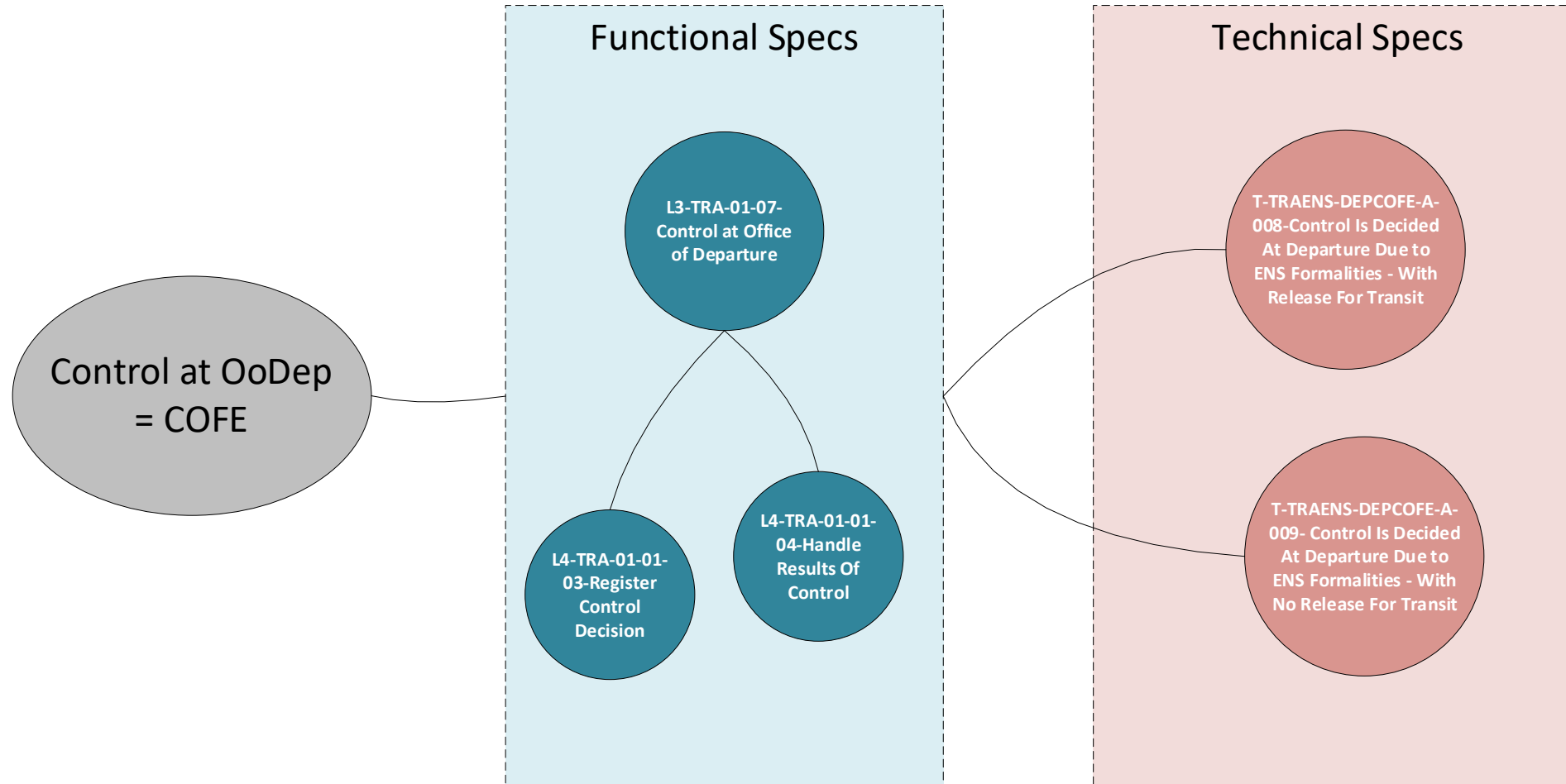


IEA15 - Combined Transit Declaration with ENS Particulars (4/4)








Control at Office of Departure - COFE

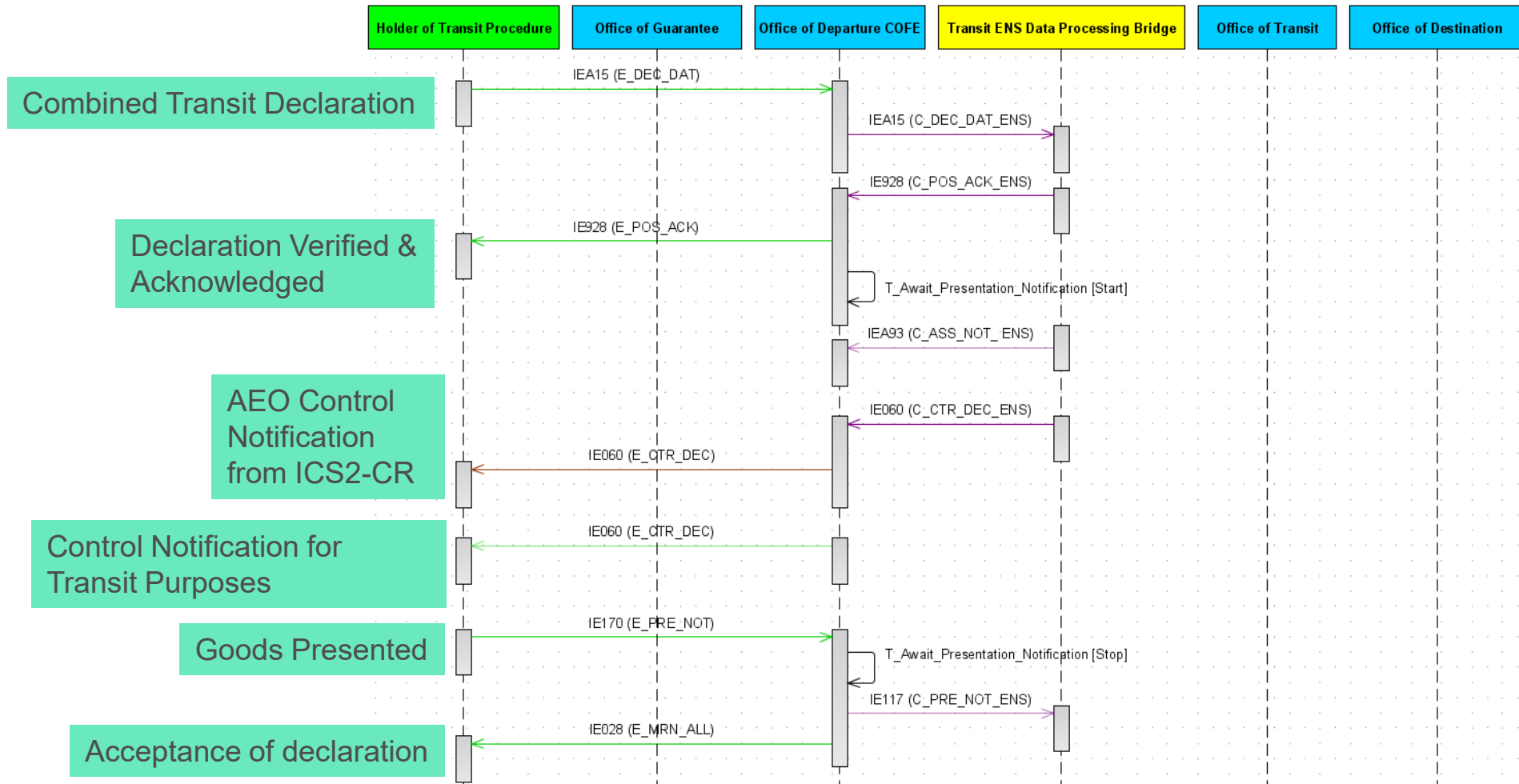
Control at Office of Departure (COFE) - Business Perspective (1/2)



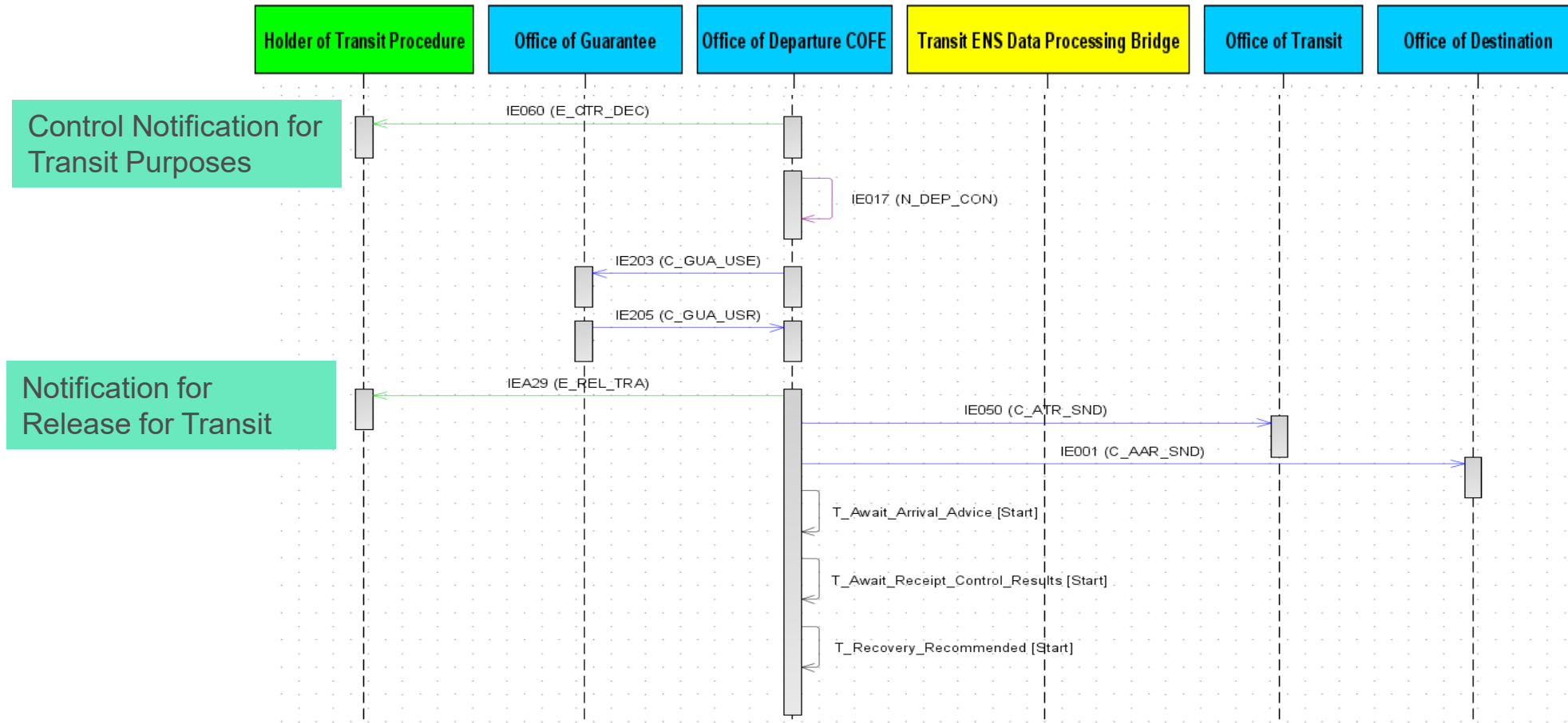
Control at Office of Departure (COFE) - Business Perspective (2/2)

Business Scenario		Source
L3-TRA-01-07-Control at Office of Departure		 L3-TRA-01-07.png
	L4-TRA-01-01-03-Register Control Decision	 L4-TRA-01-01-03.png
	L4-TRA-01-01-04-Handle Results Of Control	 L4-TRA-01-01-04.png
	T-TRAENS-DEPCOFE-A-008-Control Is Decided At Departure Due to ENS Formalities - With Release For Transit	 T-TRAENS-DEPCOFE-A-008.png
	T-TRAENS-DEPCOFE-A-009- Control Is Decided At Departure Due to ENS Formalities - With No Release For Transit	 T-TRAENS-DEPCOFE-A-009.png

T-TRAENS-DEPCOFE-A-008-Control Is Decided At Departure Due to ENS Formalities - With Release For Transit – (1/2)



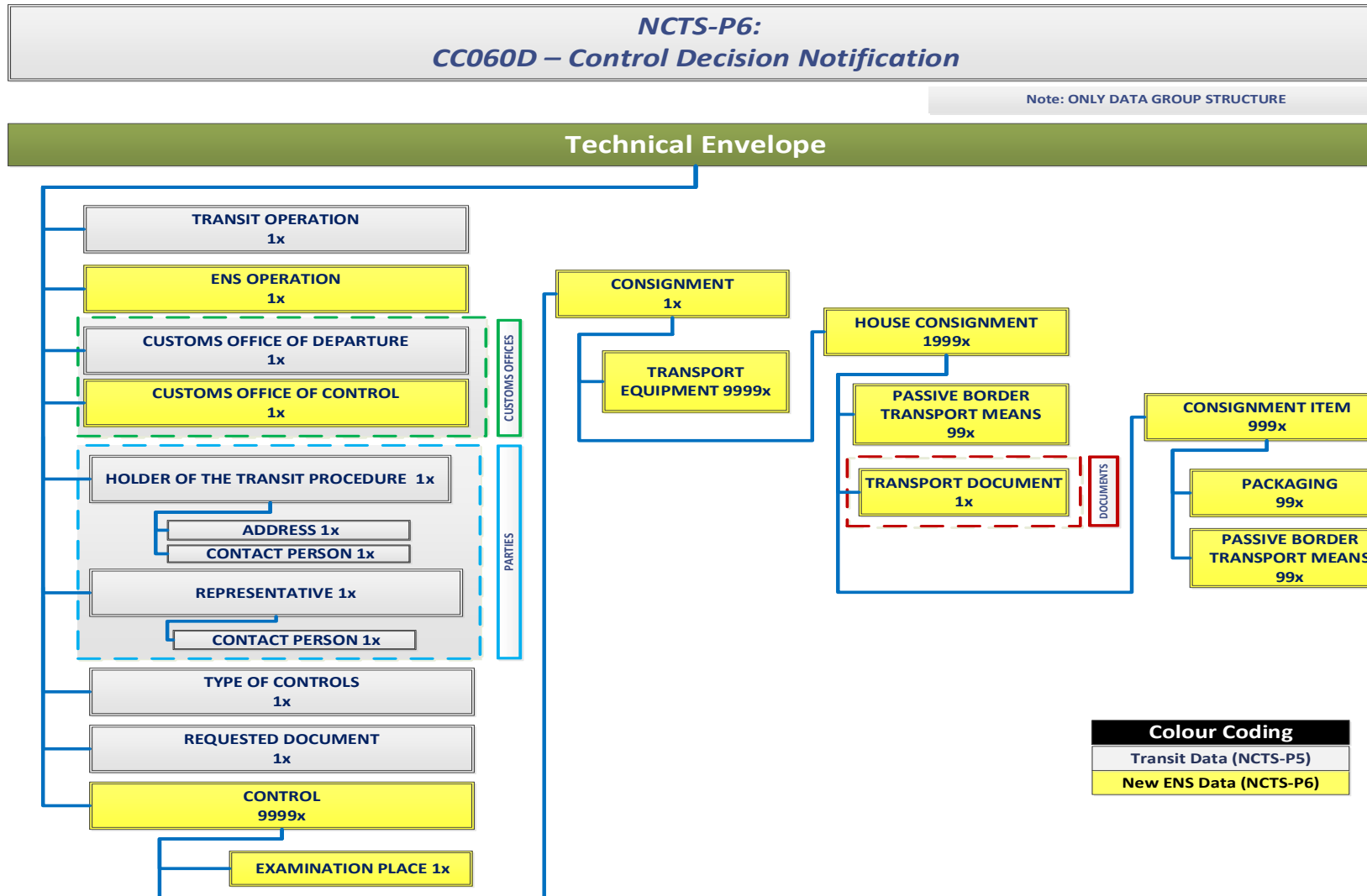
T-TRAENS-DEPCOFE-A-008-Control Is Decided At Departure Due to ENS Formalities - With Release For Transit – (2/2)



Control at Office of Departure (COFE) – Data Perspective

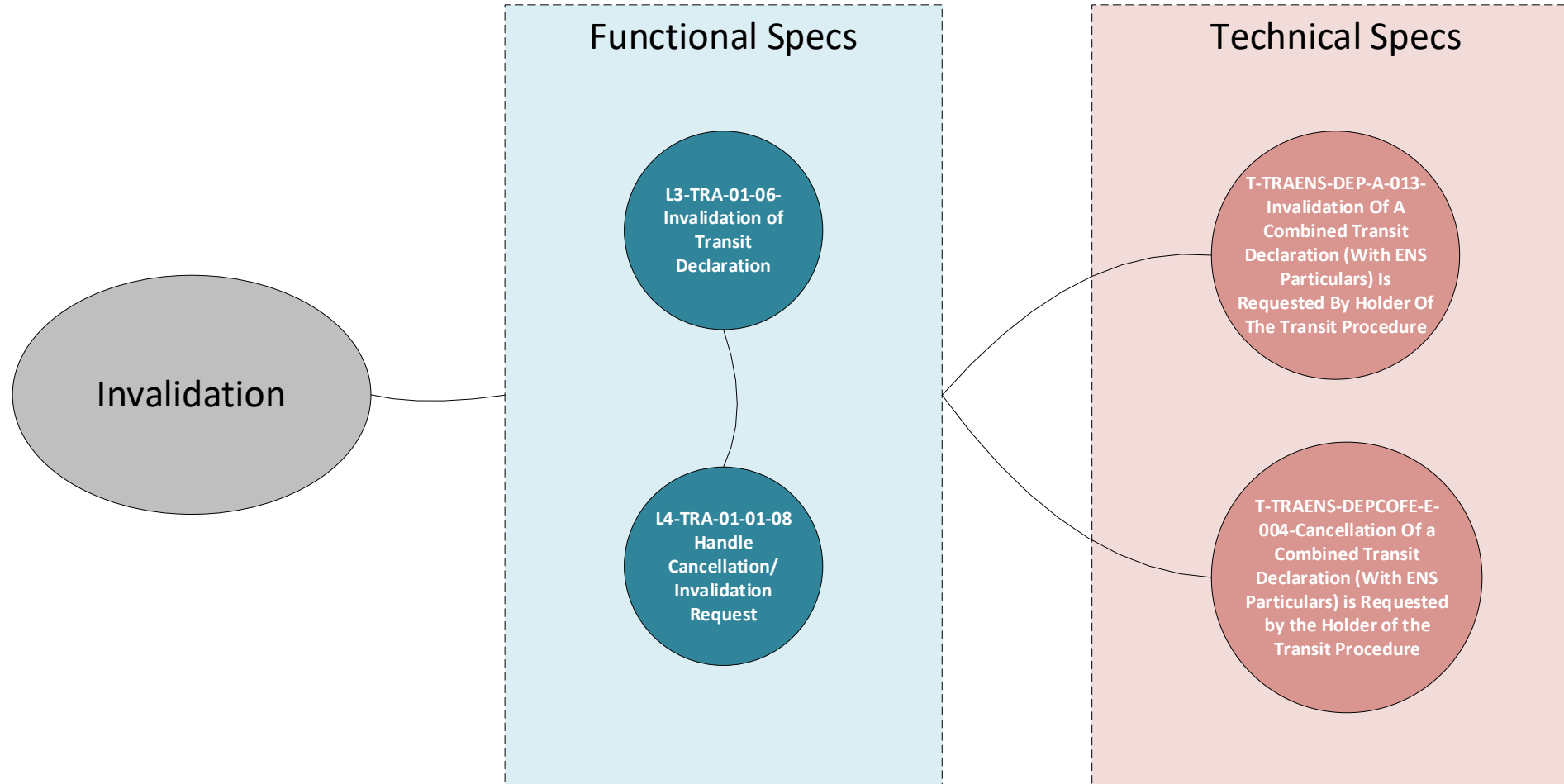
NCTS-P6 IE Version	NCTS-P6 IE Name	Business Purpose
CD060D	Control Decision Notification ENS (C_CTR_DEC_ENS)	TED → Office of Departure This is an Advanced Control Notification message notifying the Office of Departure that the goods shall be controlled at ICS2-CR
CC060D	Control Decision Notification (E_CTR_DEC)	Office of Departure → Holder of Transit Procedure The Office of Departure sends to the Holder of Transit Procedure the notification about the controls that shall be performed at ICS2-CR
CD117D	Presentation Notification ENS (C_PRE_NOT_ENS)	Office of Departure → TED The Office of Departure sends this message to TED to inform it for the presentation of the goods to customs

Control at Office of Departure (COFE) – Data Perspective







Invalidation

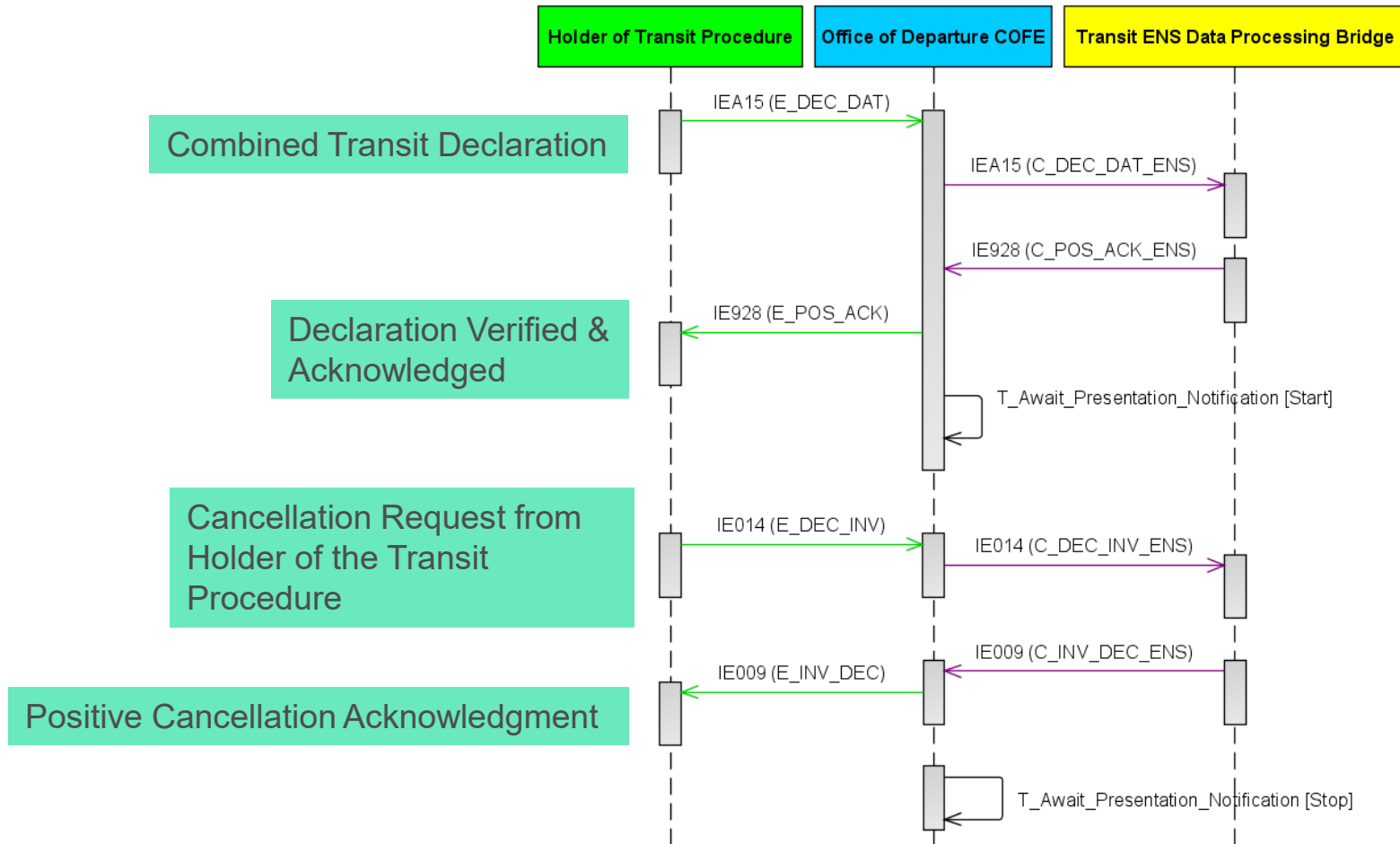
Invalidation - Business Perspective (1/2)



Invalidation - Business Perspective (2/2)

Business Scenario		Source
L3-TRA-01-06-Invalidation of Transit Declaration		 L3-TRA-01-06.png
	L4-TRA-01-01-08 Handle Cancellation/Invalidation Request	 L4-TRA-01-01-08.png
	T-TRAENS-DEPCOF-E-004-Cancellation Of a Combined Transit Declaration (With ENS Particulars) is Requested by the Holder of the Transit Procedure	 T-TRAENS-DEPCOF-E-004.png
	T-TRAENS-DEP-A-013-Invalidation Of A Combined Transit Declaration (With ENS Particulars) Is Requested By Holder Of The Transit Procedure	 T-TRAENS-DEP-A-013.png

T-TRAENS-DEPCOFE-E-004-Cancellation Of a Combined Transit Declaration (With ENS Particulars) is Requested by the Holder of the Transit Procedure

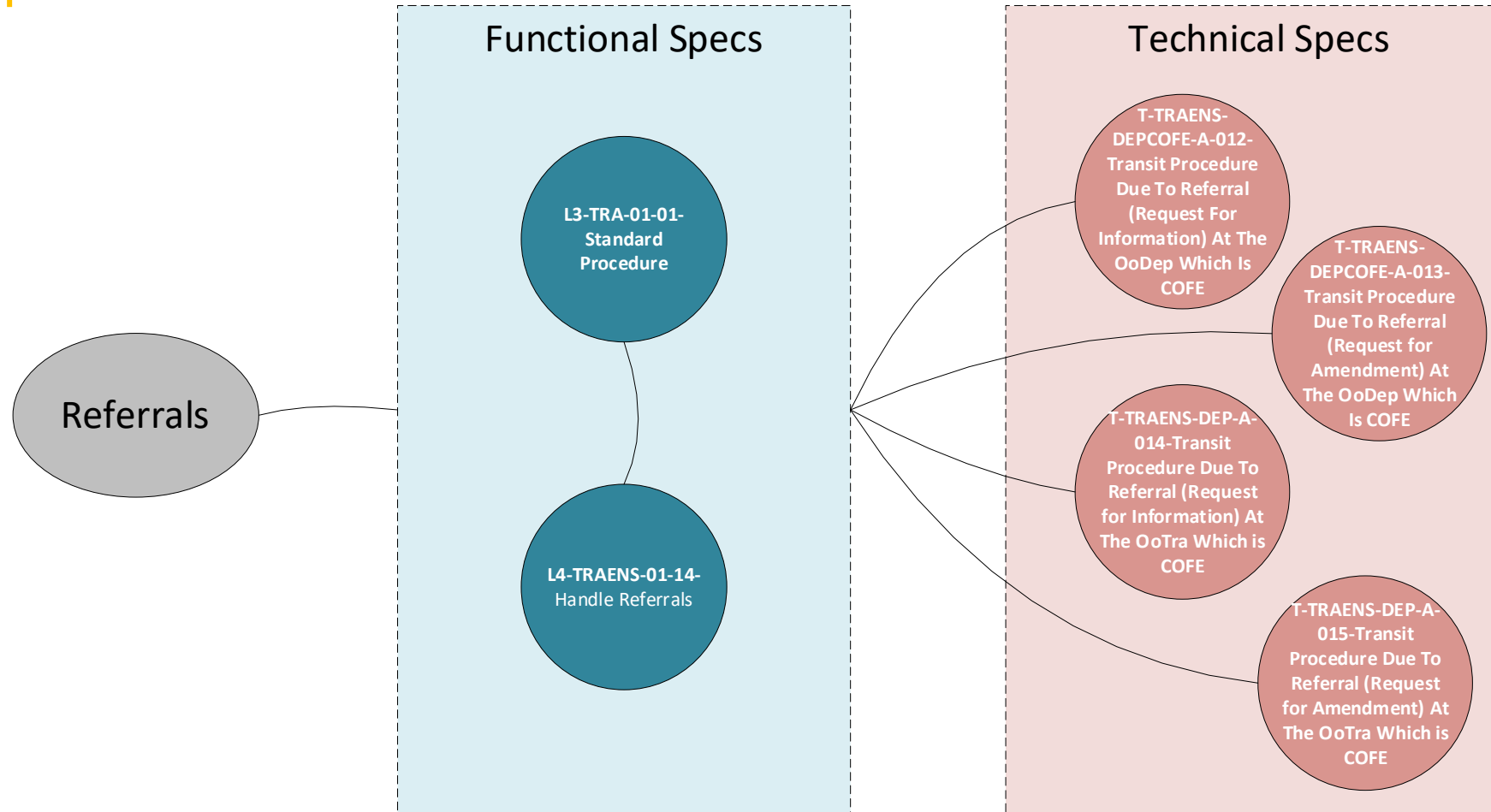


Invalidation – Data Perspective (1/2)







NCTS-P6 IE Version	NCTS-P6 IE Name	Business Purpose
CC014C	Declaration Invalidation Request (E_DEC_INV)	Holder of Transit Procedure → Office of Departure This message is used by the Holder of the Transit Procedure to send a request for invalidation of a Combined Transit Declaration with ENS particulars
CD014D	Declaration Invalidation Request ENS (C_DEC_INV_ENS)	Office of Departure → TED The Office of Departure sends this message to TED so that the invalidation request is transferred to ICS2-CR for the invalidation of the ENS
CD009D	Invalidation Decision ENS (C_INV_DEC_ENS)	TED → Office of Departure TED sends the positive acknowledgement for the invalidation of the ENS from ICS2-CR
CC009D	Invalidation Decision (E_INV_DEC)	Office of Departure → Holder of Transit Procedure The Office of Departure informs the Holder of the Transit Procedure about the positive decision concerning the invalidation request

Referrals

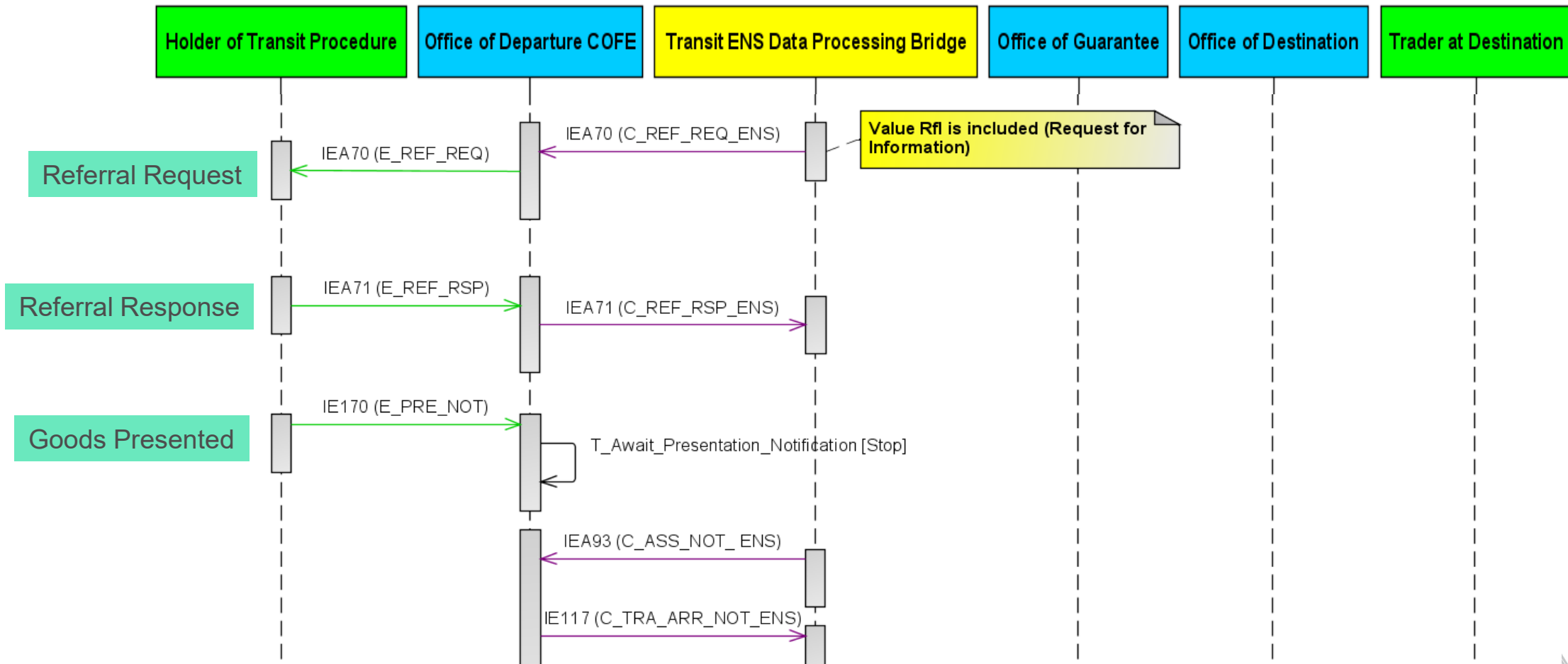
Referrals – Business Perspective (1/2)



Referrals – Business Perspective (2/2)

Business Scenario		Source
L3-TRA-01-01-Standard Procedure		 L3-TRA-01-01.png
	L4-TRAENS-01-14-Handle Referrals	 L4-TRAENS-01-14.png
	T-TRAENS-DEPCOFE-A-012-Transit Procedure Due To Referral (Request For Information) At The OoDep Which Is COFE	 T-TRAENS-DEPCOFE-A-012.png
	T-TRAENS-DEPCOFE-A-013-Transit Procedure Due To Referral (Request for Amendment) At The OoDep Which Is COFE	 T-TRAENS-DEPCOFE-A-013.png
	T-TRAENS-DEP-A-014-Transit Procedure Due To Referral (Request for Information) At The OoTra Which is COFE	 T-TRAENS-DEP-A-014.png
	T-TRAENS-DEP-A-015-Transit Procedure Due To Referral (Request for Amendment) At The OoTra Which is COFE	 T-TRAENS-DEP-A-015.png

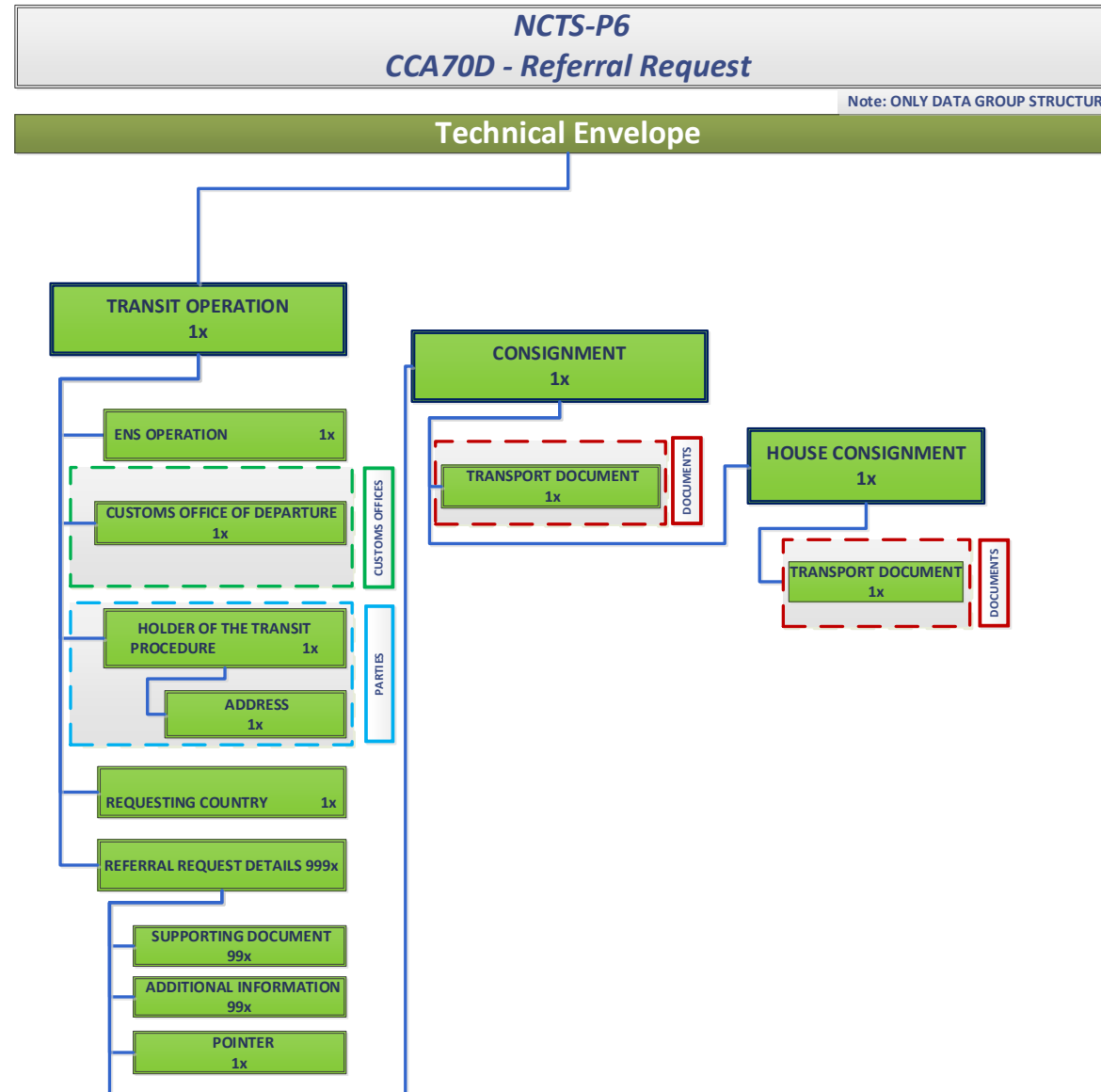
T-TRAENS-DEPCOFE-A-012-Transit Procedure Due To Referral (Request For Information) At The OoDep Which Is COFE



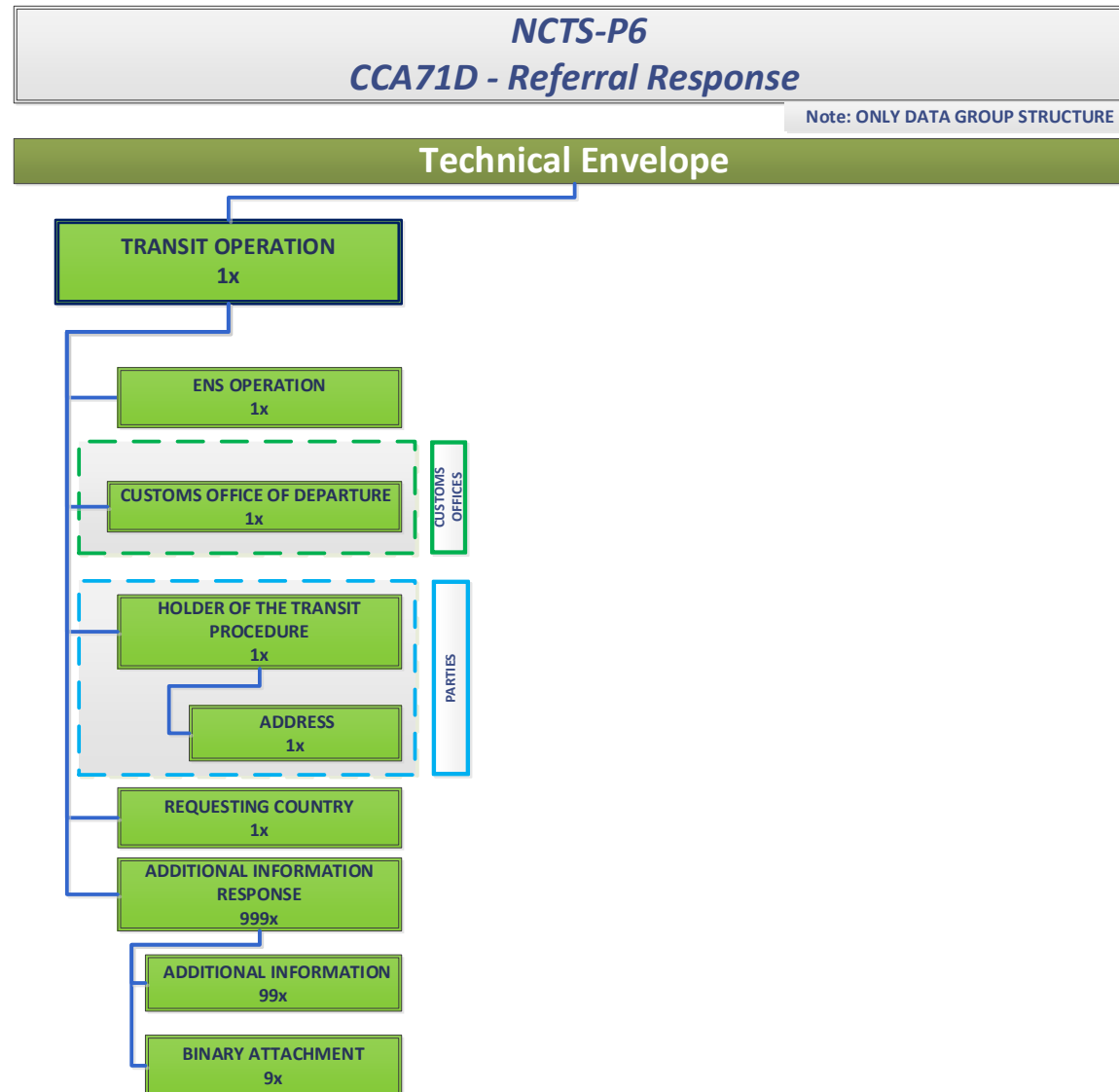
Referrals – Data Perspective (1/3)

NCTS-P6 IE Version	NCTS-P6 IE Name	Business Purpose
CDA70D	Referral Request ENS (C_REF_REQ_ENS)	TED → Office of Departure This message is sent to the Office of Departure when TED receives a Referral Request from ICS2-CR
CCA70D	Referral Request (E_REF_REQ)	Office of Departure → Holder of Transit Procedure This message is sent to the Holder of Transit Procedure to inform them about the Referral Request from ICS2-CR
CCA71D	Referral Response (E_REF_RSP)	Holder of Transit Procedure → Office of Departure This message is sent from the Holder of the Transit Procedure to reply to the Request for Information (RfI) for the Referral Request
CDA71D	Referral Response ENS (C_REF_RSP_ENS)	Office of Departure → TED This message is sent to TED to forward the reply for the Request of Information (RfI) sent by the Holder of Transit Procedure
CCA13D	Declaration Amendment (E_DEC_AMD)	Holder of Transit Procedure → Office of Departure This message is sent by the Holder of Transit Procedure as a reply to Request for Amendment (RfA) from ICS2-CR
CDA13D	Declaration Amendment ENS (C_DEC_AMD_ENS)	Office of Departure → TED The Office of Departure forwards the IEA13 to TED concerning the Request for Amendment (RfA) from ICS2-CR

Referrals – Data Perspective (2/3)



Referrals – Data Perspective (3/3)



4.3 New Business Processes for Opt-In NAs

- Office of Transit is COFE

New Business Processes for Opt-In NAs - Office of Transit is COFE

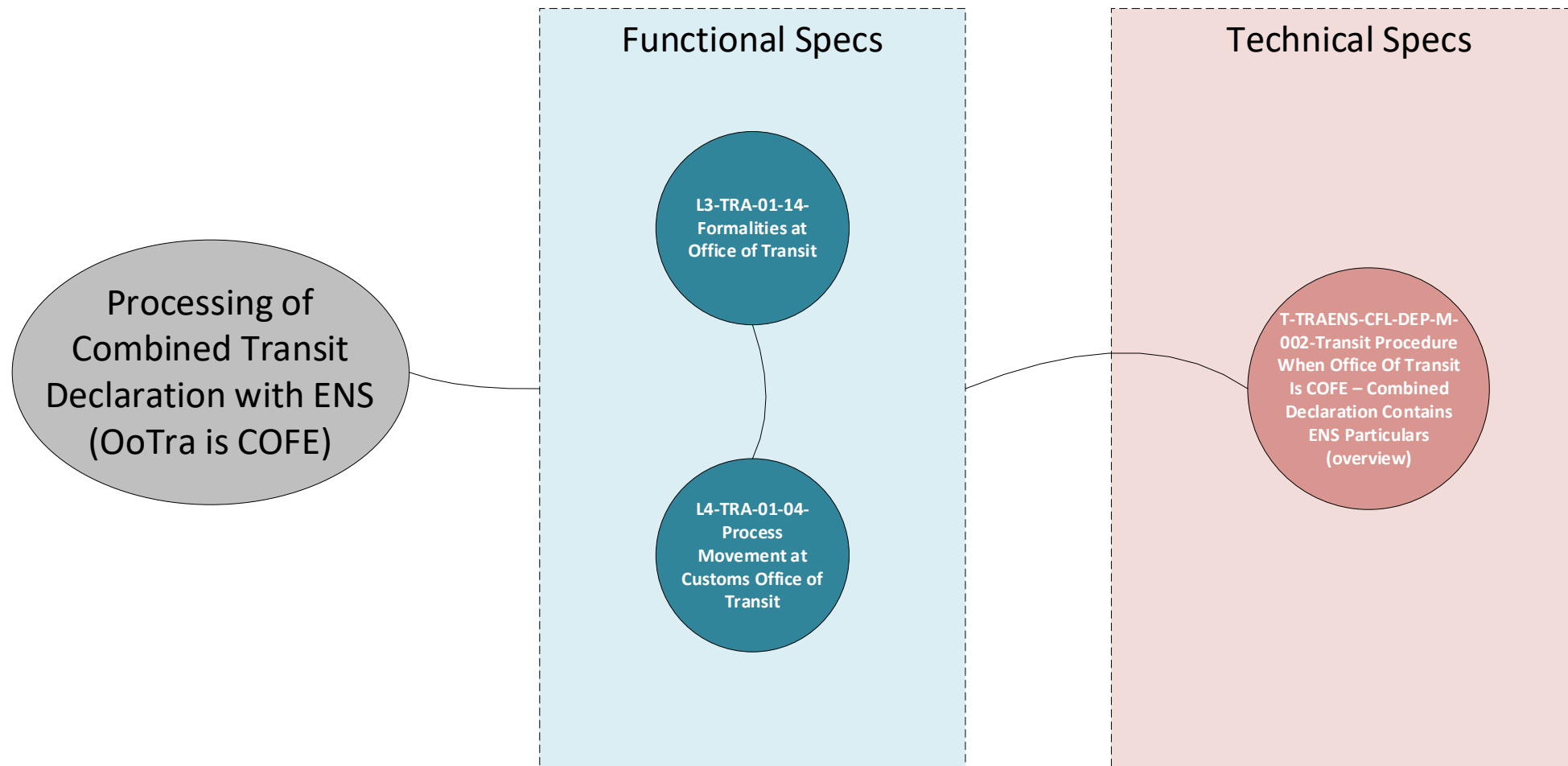
Key Business Scenarios (introduced in NCTS-P6) are displayed in the next slides that relate to Opt-In NAs having the role of the Office of Transit (COFE):

- [Processing of Combined Transit Declaration with ENS \(OoTra is COFE\)](#)
- [Control at OoTra \(COFE\)](#)




NOTE: The DDNTA-P6 Main Document addresses all business flows. This presentation covers only the primary flows.

Processing of Combined Transit Declaration with ENS (OoTra is COFE)

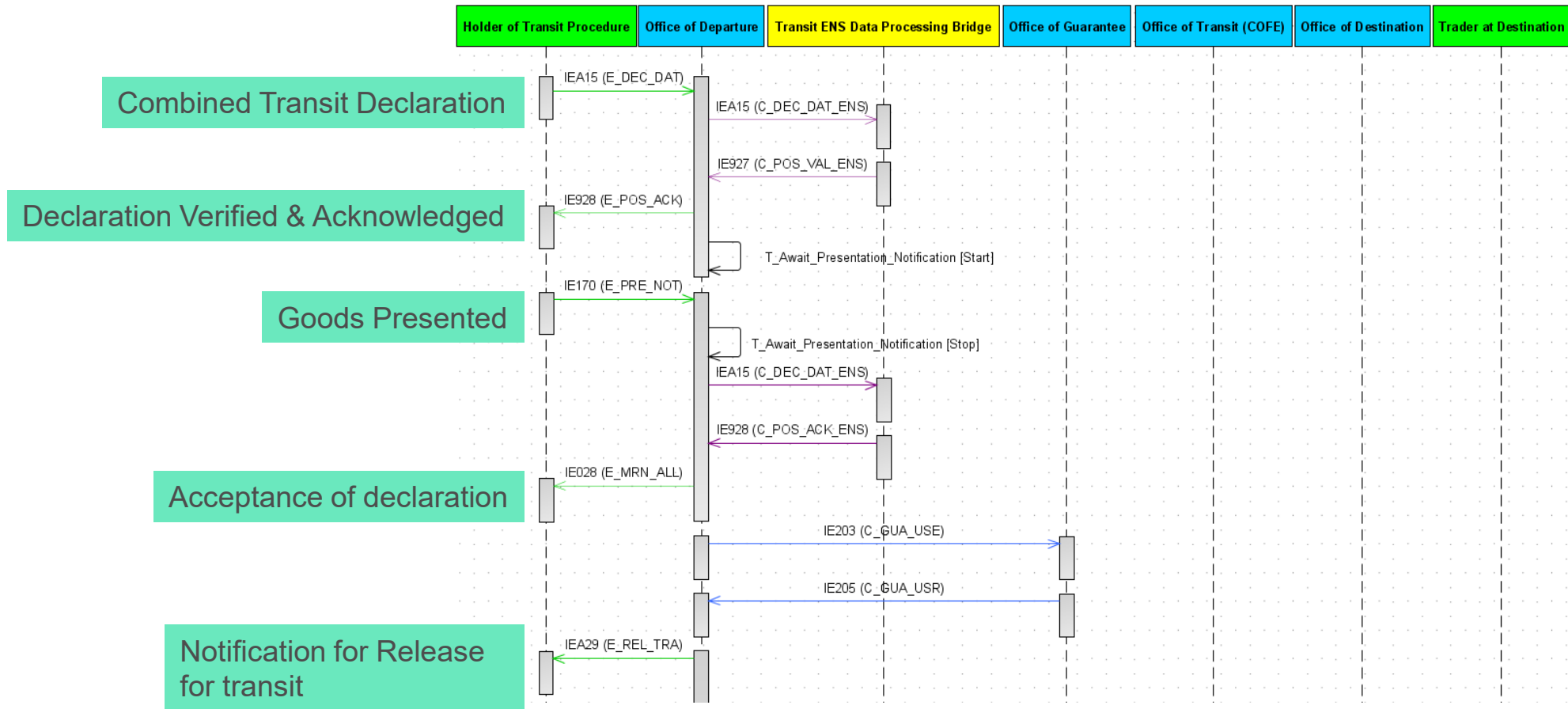
Processing of Combined Transit Declaration with ENS (OoTra = COFE) - Business Perspective (1/2)



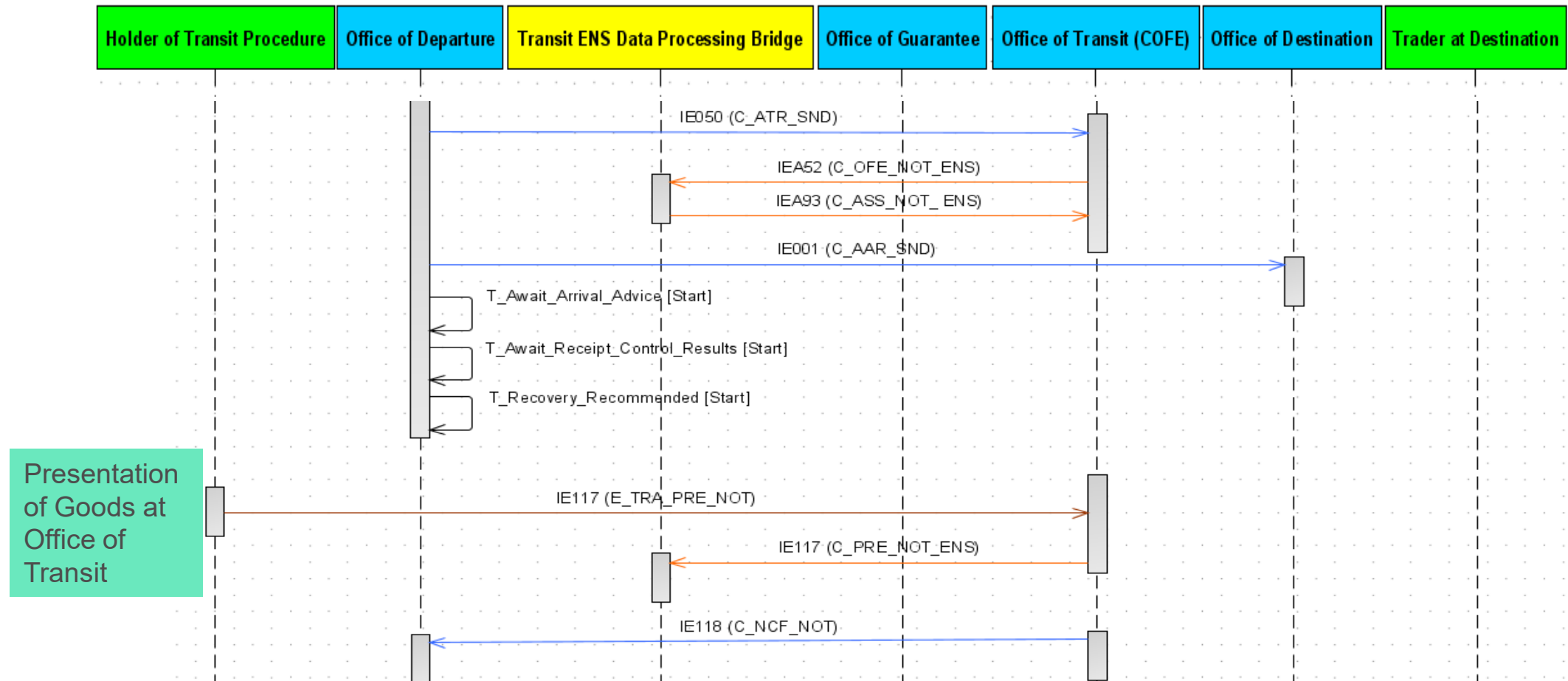
Processing of Combined Transit Declaration with ENS (OoTra = COFE) - Business Perspective (2/2)

Business Scenario		Source
L3-TRA-01-14-Formalities at Office of Transit		 L3-TRA-01-14.png
	L4-TRA-01-04-Process Movement at Customs Office of Transit	 L4-TRA-01-04.png
	T-TRAENS-CFL-DEP-M-002-Transit Procedure When Office Of Transit Is COFE – Combined Declaration Contains ENS Particulars (overview)	 T-TRAENS-CFL-DEP-M-002.png

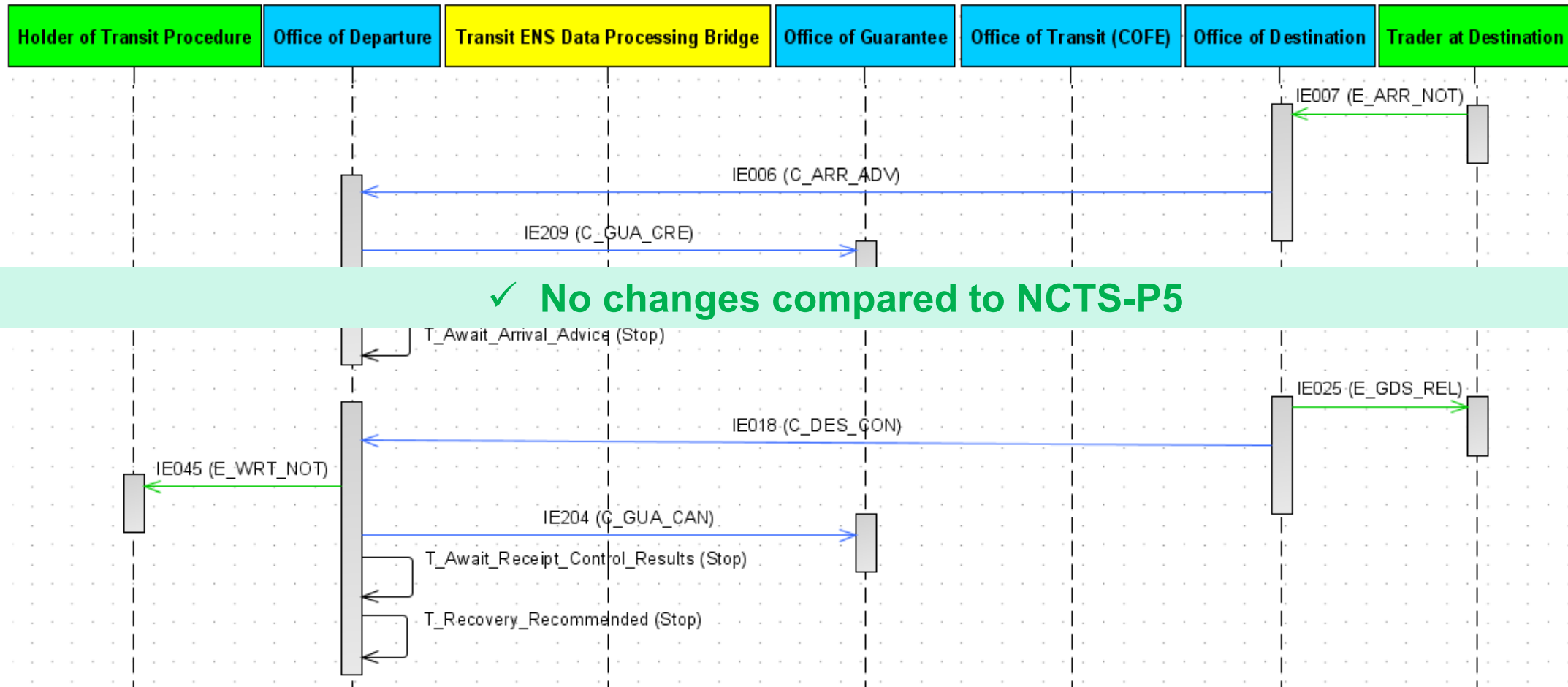
T-TRAENS-CFL-DEP-M-002-Transit Procedure When Office Of Transit Is COFE – Combined Declaration Contains ENS Particulars (overview) – (1/3)



T-TRAENS-CFL-DEP-M-002-Transit Procedure When Office Of Transit Is COFE – Combined Declaration Contains ENS Particulars (overview) – (2/3)



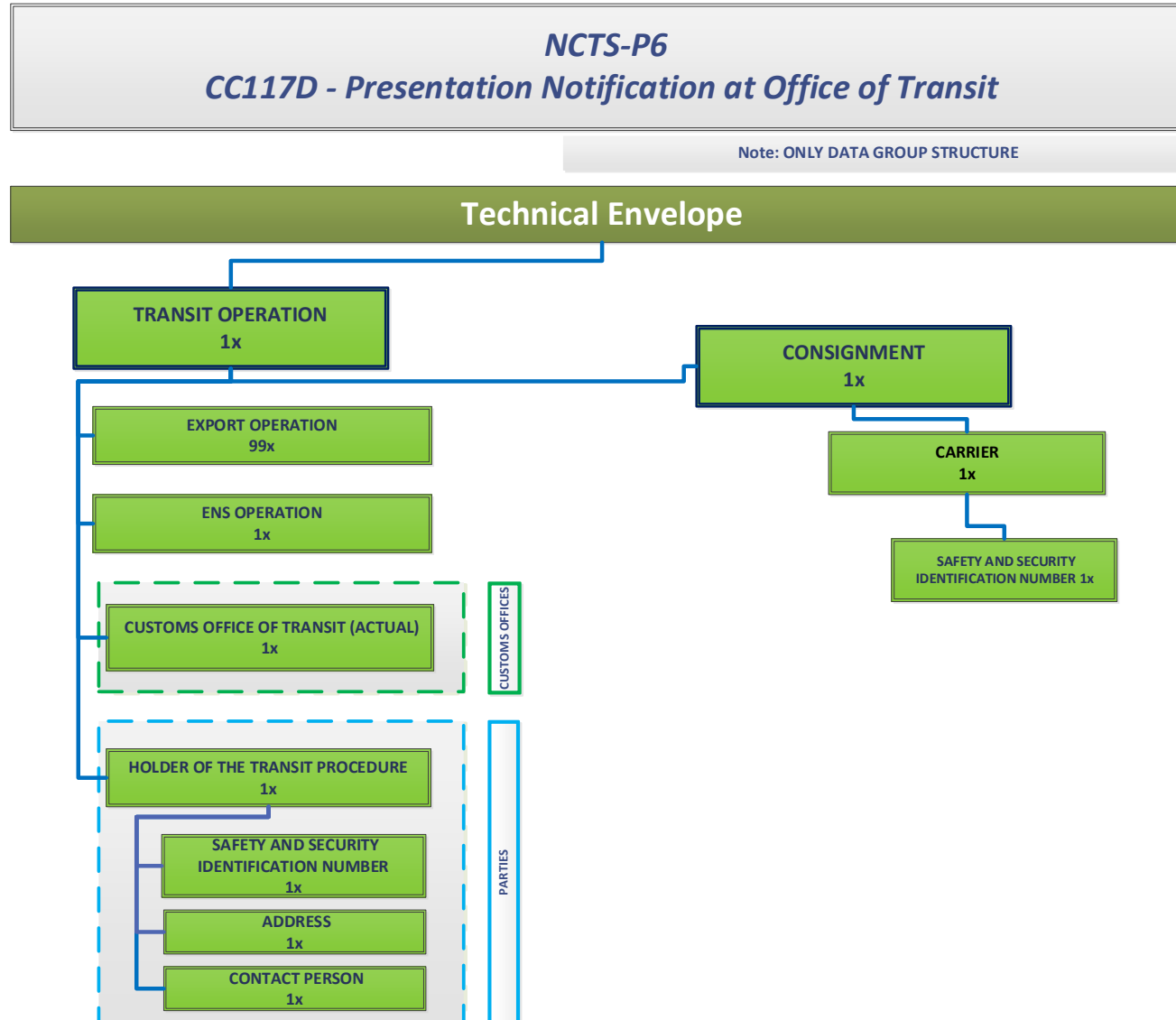
T-TRAENS-CFL-DEP-M-002-Transit Procedure When Office Of Transit Is COFE – Combined Declaration Contains ENS Particulars (overview) – (3/3)



Processing of Combined Transit Declaration with ENS (OoTra is COFE) – Data Perspective (1/2)

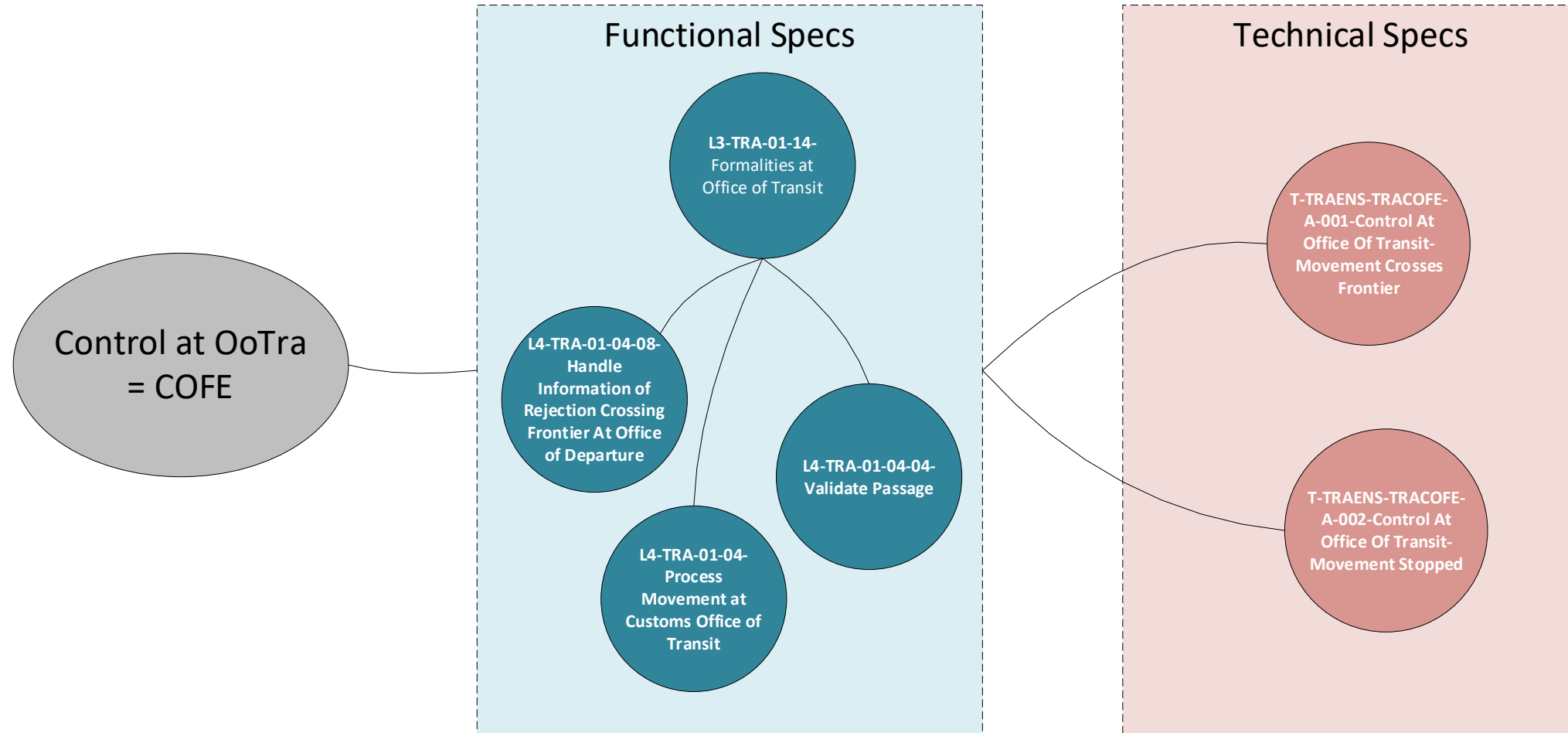
NCTS-P6 IE Version	NCTS-P6 IE Name	Business Purpose
CD050D	Anticipated Transit Record (C_ATR_SND)	Office of Departure → Office of Transit (COFE) The Office of Departure sends the IE050 message to the Office of Transit (COFE) when the transit movement is released for transit
CDA52D	Office of Entry Notification ENS (C_OFE_NOT_ENS)	Office of Transit (COFE) → TED The Office of Transit-COFE sends the IEA52 message to TED in order to retrieve all relevant notification messages that concern the COFE
CDA93D	ENS Assessment Complete Notification (C_ASS_NOT_ENS)	TED → Office of Transit This message is sent by TED to inform the Office of Transit that the S&S Risk Assessment is complete at ICS2-CR side
CC117D	Presentation Notification at Office of Transit (E_TRA_PRE_NOT)	Holder of Transit Procedure → Office of Transit This message is sent by the Holder of the Transit Procedure to inform the Office of Transit for the presentation of the goods at the Office of Transit
CD117D	Presentation Notification ENS (C_PRE_NOT_ENS)	Office of Transit → TED The Office of Transit sends this message to TED to inform it for the presentation of the goods to customs

Processing of Combined Transit Declaration with ENS (OoTra is COFE) – Data Perspective (2/2)









Control at Office of Transit (COFE)

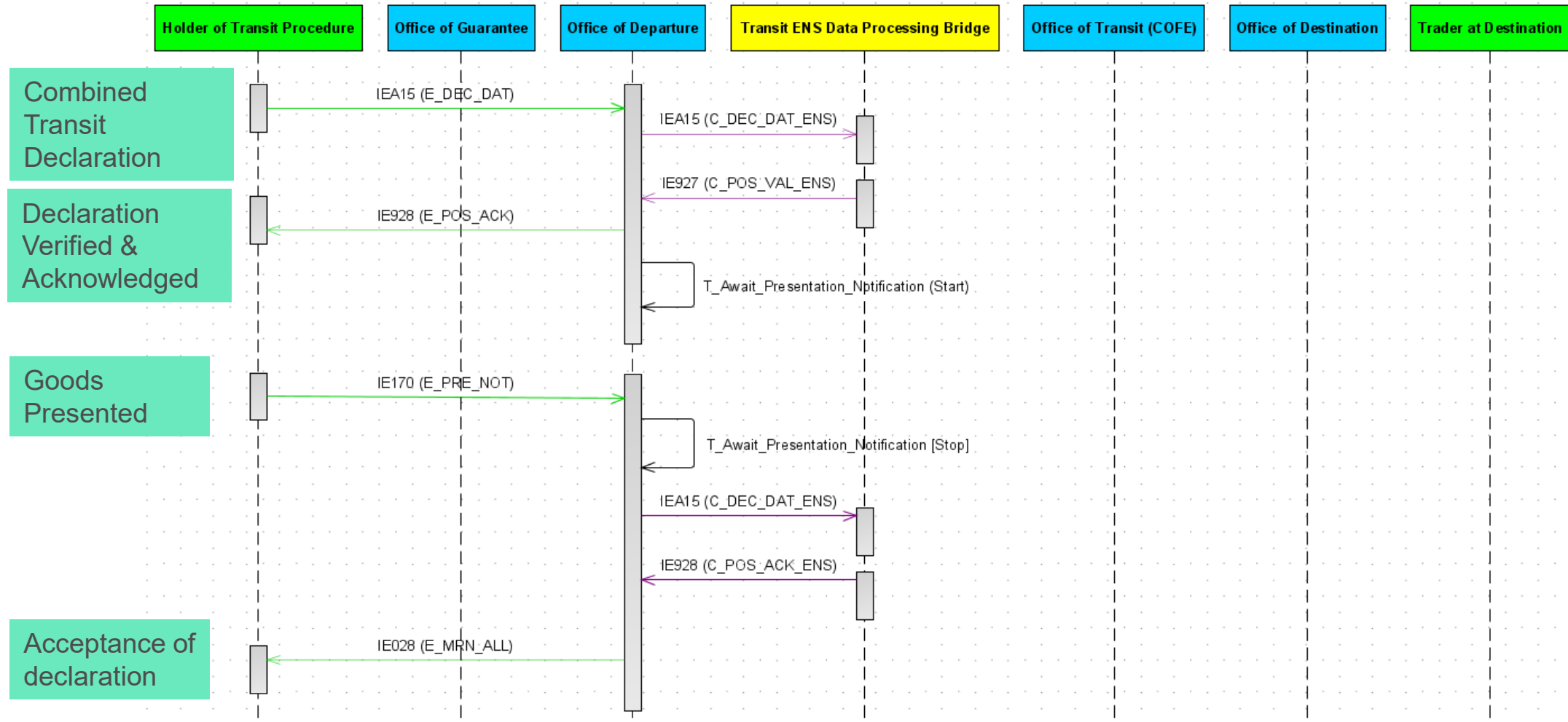
Control at Office of Transit (COFE) - Business Perspective (1/2)



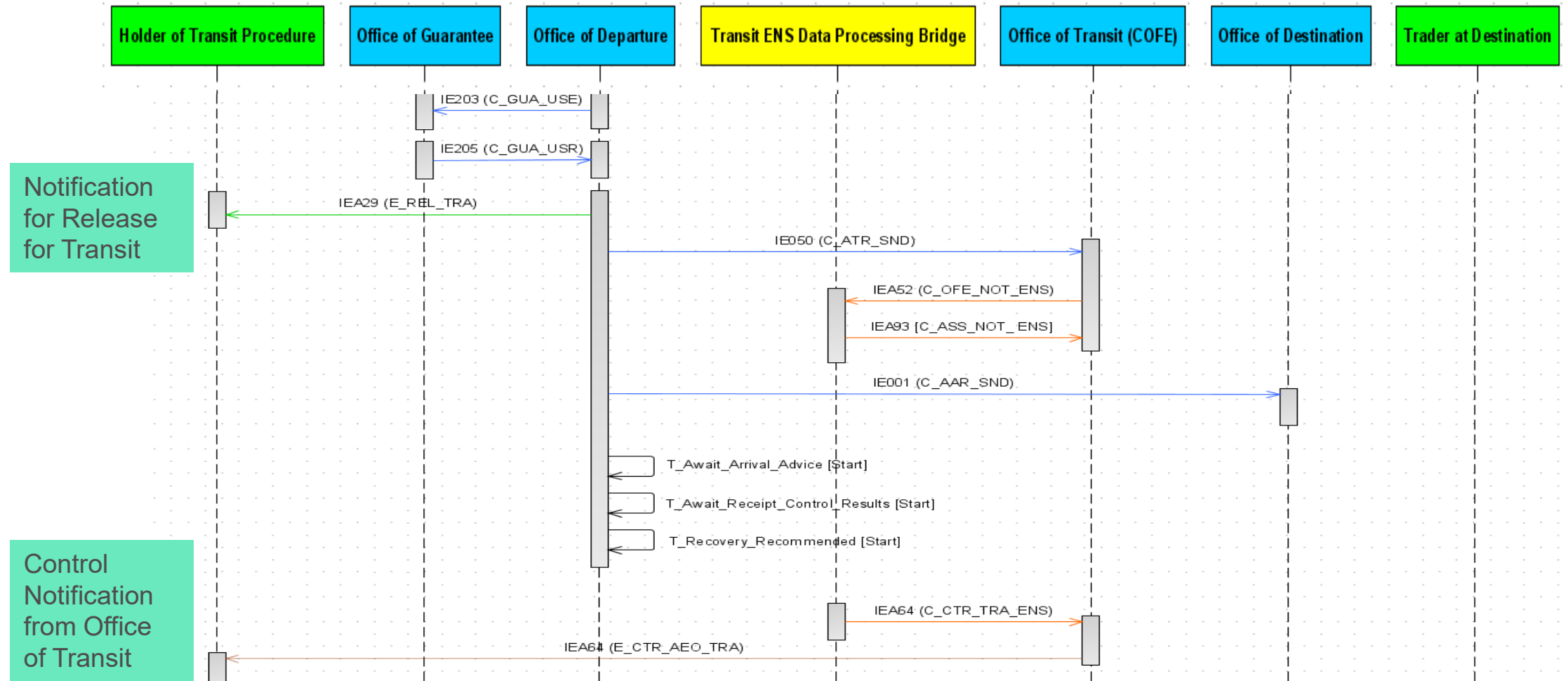
Control at Office of Transit (COFE) - Business Perspective (2/2)

Business Scenario		Source
L3-TRA-01-14-Formalities at Office of Transit		 L3-TRA-01-14.png
	L4-TRA-01-04-Process Movement at Customs Office of Transit	 L4-TRA-01-04.png
	L4-TRA-01-04-04-Validate Passage	 L4-TRA-01-04-04.png
	L4-TRA-01-04-08-Handle Information of Rejection Crossing Frontier At Office of Departure	 L4-TRA-01-04-08.png
	T-TRAENS-TRACOFE-A-001-Control At Office Of Transit- Movement Crosses Frontier	 T-TRAENS-TRACOFE-A-001.png
	T-TRAENS-TRACOFE-A-002-Control At Office Of Transit-Movement Stopped	 T-TRAENS-TRACOFE-A-002.png

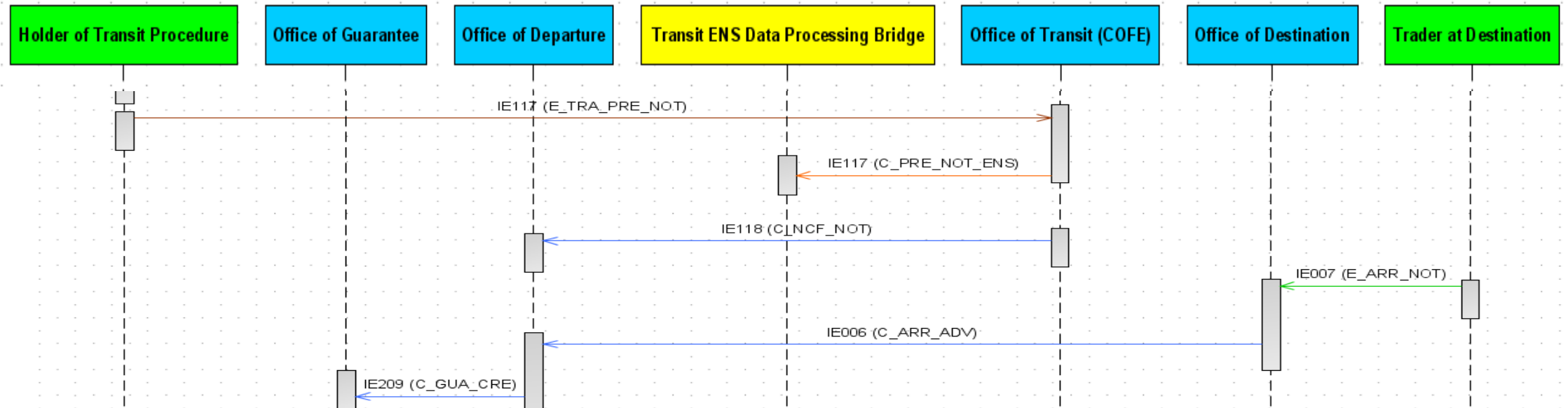
T-TRAENS-TRACOFE-A-001-Control At Office Of Transit-Movement Crosses Frontier – (1/3)



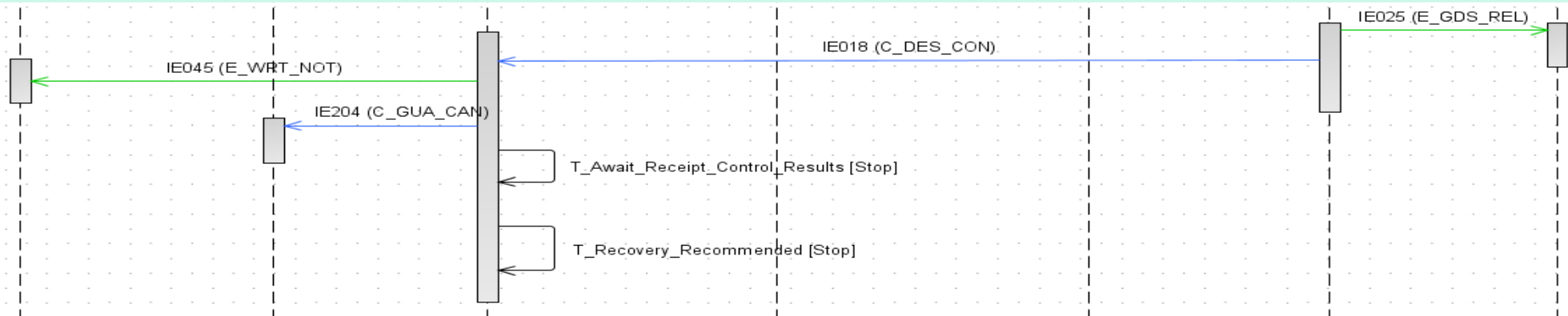
T-TRAENS-TRACOFE-A-001-Control At Office Of Transit-Movement Crosses Frontier – (2/3)



T-TRAENS-TRACOFE-A-001-Control At Office Of Transit-Movement Crosses Frontier – (3/3)



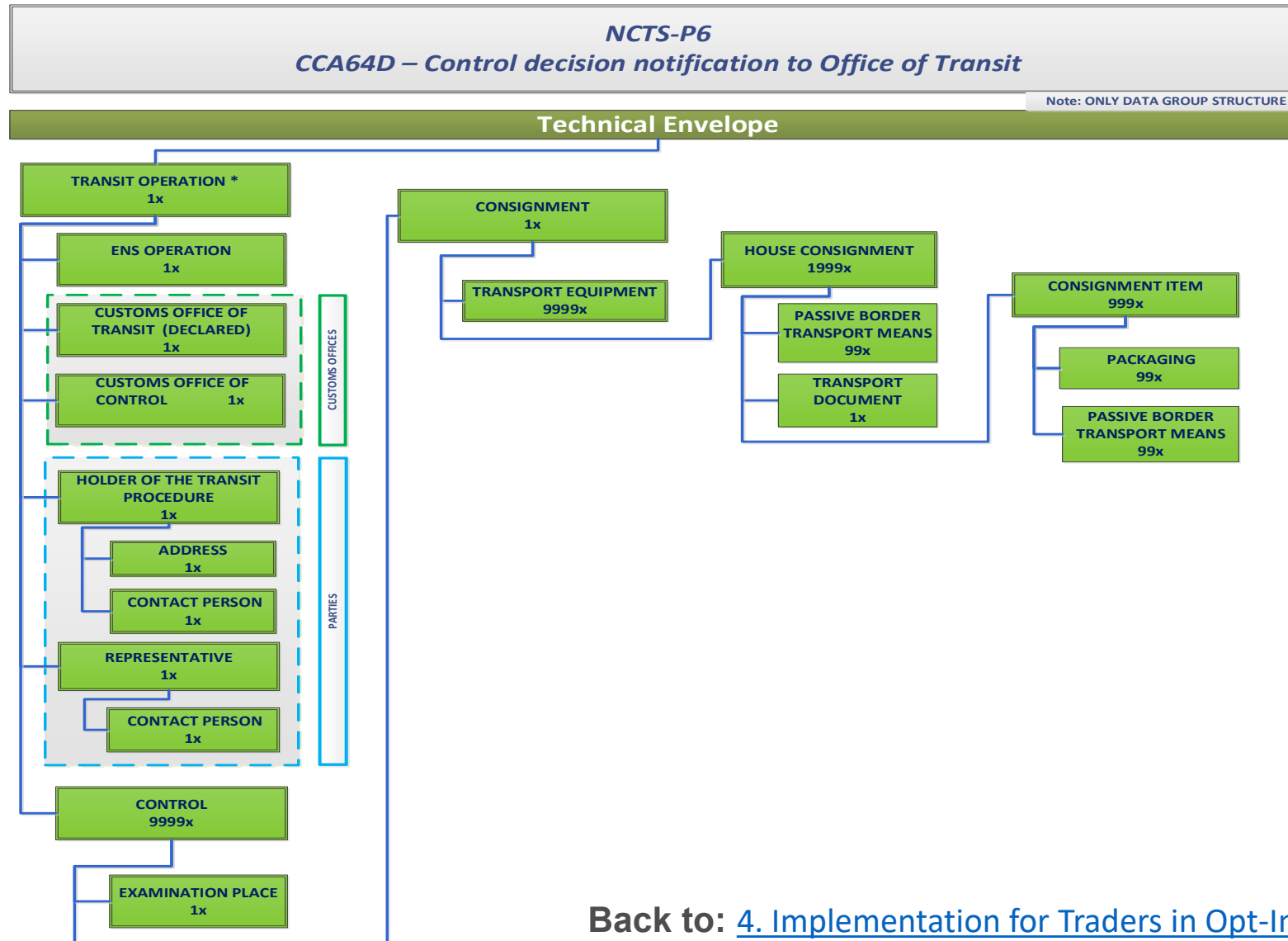
✓ No changes compared to NCTS-P5



Control at Office of Transit (COFE) – Data Perspective (1/2)

NCTS-P6 IE Version	NCTS-P6 IE Name	Business Purpose
CDA64D	Control Decision Notification to Office of Transit ENS (C_CTR_TRA_ENS)	TED → Office of Transit (COFE) This is an Advanced Control Notification message notifying the Office of Departure that the goods shall be controlled at ICS2-CR
CCA64D	Control Decision Notification to AEO from Office of Transit (E_CTR_AEO_TRA)	Office of Transit (COFE) → Holder of Transit Procedure The Office of Departure sends to the Holder of Transit Procedure the notification about the controls that shall be performed at ICS2-CR
CC117D	Presentation Notification at Office of Transit (E_TRA_PRE_NOT)	Holder of Transit Procedure → Office of Transit This message is sent by the Holder of the Transit Procedure to inform the Office of Transit for the presentation of the goods at the Office of Transit
CD117D	Presentation Notification ENS (C_PRE_NOT_ENS)	Office of Transit (COFE) → TED The Office of Transit sends this message to TED to inform it for the presentation of the goods to customs
CD118C	Notification Crossing Frontier (C_NCF_NOT)	Office of Transit (COFE) → Office of Departure The Office of Transit sends this message to TED to inform it that the it has allowed the goods to cross the border

Control at Office of Transit (COFE) – Data Perspective (2/2)



5. Transitional Period (NCTS-P5 to NCTS-P6)

Transitional Period (NCTS-P5 to NCTS-P6)

- The Traders need to support:
 - **Mandatory Existing Processes of NCTS-P6:** Compliant scenarios/processes, and existing IEs that are already implemented by Traders for NCTS-P5 apply also to NCTS-P6 (no further changes are needed for NCTS-P6). Traders in the Opt-In NAs will use the External Domain messages with Suffix 'D' due to the usage of the combined transit declaration with ENS particulars. **Opt-Out Traders will retain the External Domain messages with the same suffix 'C' as per NCTS-P5.**
 - **Modified Processes of NCTS-P6:** Modified scenarios/processes, and as a result new IEs that must be implemented by Traders operating in an "NCTS-P6". **This applies for Traders in Opt-In Countries, provided that they choose to support combined transit declarations with ENS Particulars**

Implementation Strategy Revisited (1/2)

Nationally defined – Example for Traders operating in Opt-In NAs:

- **During the transitional period**, Traders operating in Opt-In NAs are able to use the existing CC015C message from NCTS-P5 until CCA15D message is required. CC015C shall remain valid in the NA of a departure, only in case that no big-bang approach takes place in the respective NA.
- **After the transitional period**, Traders operating in Opt-In NAs will use only the CCA15D message. They will have the capability to use **all security codes**, i.e. '0-No Safety & Security', '1-ENS', '2-EXS' and '3-ENS & EXS'.

Implementation Strategy Revisited (2/2)

For Traders operating in Opt-Out NAs:

- **During the transitional period**, Traders operating in Opt-Out NAs will be able to use the existing CC015C message from NCTS-P5 with all security codes.
- **After the transitional period**, Traders operating in Opt-Out NAs will only use the CC015D message and they will not be able to lodge combined transit declaration with ENS particulars, i.e. **security codes '0-No Security' and '2-EXS' shall ONLY be available to them.**

As mentioned previously, CC015C shall remain valid in the NA of a departure, only in case that no big-bang approach takes place in the respective NA.

Opt-In Trader in an Opt-In NA

- An Opt-in Trader, is a trader operating in an Opt-in NA. The trader's application had been changed to NCTS-P6 and supports combined Transit Declarations with ENS Particulars.
- Opt-In Traders must coordinate with the Opt-In Country (where they are established) to fully support the external domain message exchanges due to the interface between NCTS and ICS2-CR.
- Based on the itinerary of the transit movement, to enter the Security Area with a COFE located in an Opt-Out Country, Opt-In Traders **always** need to file separate ENS filing.
- Separate ENS Filing applies also in re-entry at a second COFE.
- No new ENS filing is case of diversion. The Customs Officer at the COFE (where the diversion is performed) handles the presentation and control processes outside of NCTS.

Opt-Out Trader in an Opt-In NA

- A Trader who has modified their application into NCTS-P6 and has decided to provide **transit declarations without ENS particulars** is considered to be an Opt-Out Trader.
- An Opt-Out Trader may conduct business in an Opt-In NA. However, he must use the new Transit Declaration Message supported by the Opt-In Countries (i.e. CCA15D) with **security codes '0-No Security' and '2-EXS'** and based on the itinerary of the transit movement, they may need to provide separate ENS filings into ICS2-CR Trader Interface.

Opt-In Trader in an Opt-Out NA

- An Opt-In Trader may also conduct business in an Opt-Out NA. However, he must use the updated Transit Declaration Message for the Opt-Out Countries (i.e. CC015D) with **security codes '0-No Security' and '2-EXS'**.
- Based on the itinerary of the transit movement, they may need to provide separate ENS filings into ICS2-CR Trader Interface.

6. NCTS-P6 Functional Specifications

NCTS-P6 FSS and BPMs

➤ FSS:

- SDEV-FSS-UCC NCTS Section I-BUSINESS PROCESS THREADS FOR CORE BUSINESS-v7.00.docx
- SDEV-FSS-UCS NCTS Section II-BUSINESS PROCESS THREADS FOR GUARANTEE MANAGEMENT-v7.00.docx

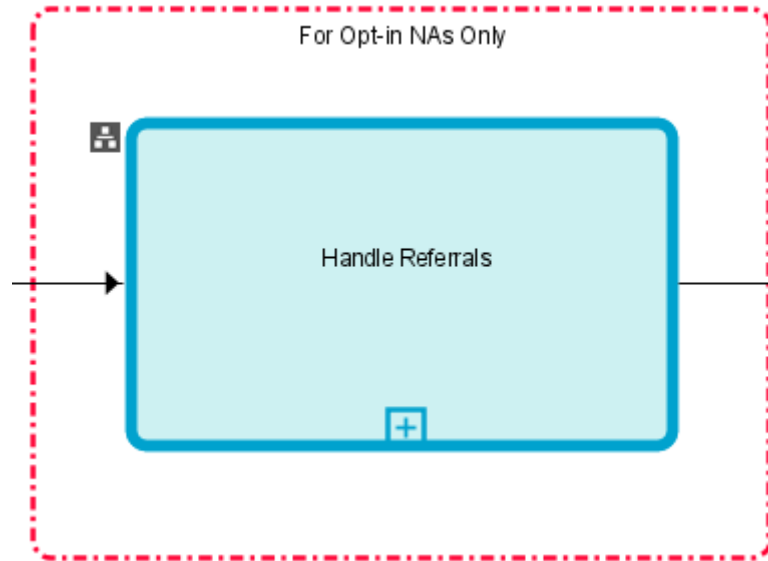
➤ NCTS P6 L2-3-4 BPM

In CircaBC the abovementioned can be found in:

https://circabc.europa.eu/ui/group/74357351-7c61-4729-8f4b-cd92c213ba34/library/83b16727-683d-44e3-a28e-e024156783a3?p=1&n=10&sort=name_ASC

Approach – view in BPMs

- When a specific task or a group of tasks in L4 BPM are to be performed by Opt-In NAs only, a structural group element outlines those tasks.



7. NCTS-P6 Technical Specifications

Sub-Sections

- [7.1 Design Document for National Transit Applications of NCTS-P6 \(DDNTA Main Document\)](#)
- [7.2 Design Document for National Transit Applications of NCTS-P6 \(DDNTA Appendices\)](#)

NCTS Specifications – Basic Principles

- Keep NCTS-P5 features untouched ... unless for integrating NCTS and ICS2-CR at central level.
- For an Opt-in NA, all communication for Transit shall be handled exclusively by a single NCTS interface and traders will not have to connect to two (2) systems to perform the ENS filing. Traders will be able to lodge combined transit declaration with ENS particulars in Member States and in CTC countries. Without distinction.

7.1 Design Document for National Transit Applications of NCTS-P6 (DDNTA Main Document)

Important Sections of DDNTA Main Document with Impact on Traders – (1/2)

- **III – NCTS P6**

Covers the main Transit Business Scenarios and **applies for Opt-In (except for Section III.III) and Opt-Out NAs.**

- **III.III – NCTS Combined Transit & ENS Declaration**

Contains the Information Exchanges and time sequence diagrams of “Combined Transit & ENS Declaration” for NCTS-P6. **Applies only to Opt-In** NAs that handle transit declarations with ENS Particulars and interface with ICS2-CR through the Transit ENS Data Processing Bridge (ieCA/TED).

- **IV – NCTS-P6 Transitional Scenarios**

Defines the principles to be applied during the transitional period (Mandatory Existing Processes vs New Business Processes), IE Principles during Transition and Transitional Business Scenarios. **Applies for Opt-In and Opt-Out NAs.**

Important Sections of DDNTA Main Document with Impact on Traders – (2/2)

➤ **III.I.2 Communication between the Office of Transit and the External Domain (for Opt-In & Opt-Out NAs)**

Clarifies how communication can be handled between the External domain and the Office of Transit.

➤ **III.III.1.1.3 Dispatch of the Presentation Notification to TED (for Opt-In NAs only)**

Describes the process to be followed after the Holder of the Transit Procedure sends the Presentation Notification to the NTA (P6), the subsequent dispatch of the presentation notification to TED for informative reasons and the respective synchronisation and reconciliation between NTA and NES.

➤ **III.III.1.1.4 Generation of the ENS MRN (for Opt-In NAs only)**

Describes the generation of the ENS MRN from TED and its transmission to the Office of
Departure.

Clarification of Messages for Traders in the DDNTA P6 Main Document

When traders reference the DDNTA P6 Main Document and notice messages:

Traders in Opt-In NAs - will use messages:

Traders in Opt-Out NAs - will use messages:

Message ID in Business Scenarios of Sections III.II & III.VI
IE013
IE015
IE029

XSD to be used by Opt-In NAs
CCA13D
CCA15D
CCA29D

XSD to be used by Opt-Out NAs
CC013C
CC015C
CC029C

Colour conventions

For all sub-sections located under section III.NCTS P6 of the DDNTA

- The following colour markers are displayed in the contents indicating:

Colour marking	Meaning
NEW (Turquoise)	New functionality in NCTS-P6*
UPDATED (Green)	Section or sub-section having a step, text or paragraph which applies as new functionality in NCTS-P6
NO CHANGE (Grey)	No change to NCTS-P5

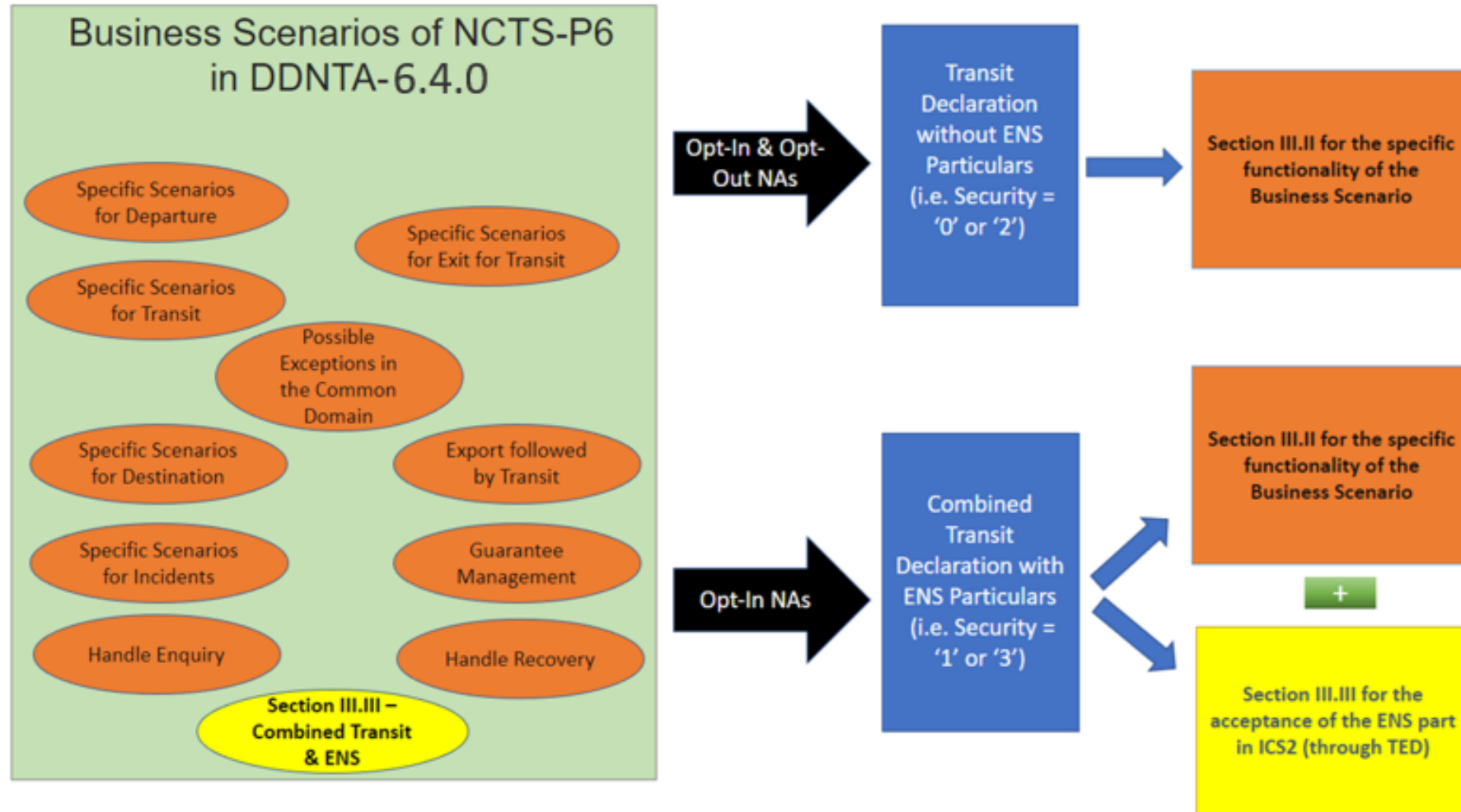
*NOTE: With a few exceptions (like referrals), Business Processes designated as NEW correspond to NCTS-P5 Business Processes that are already in place in the DDNTA of P5 by including a few extra steps

For State Transition Diagrams

- The following colouring conventions are used:

Colour	Meaning
Grey and Black	Existing states and state transitions
GREEN	New states or state transitions introduced in NCTS-P6. (Opt-In/Opt-Out)
YELLOW	New states concerning ENS formalities (Opt-In)
ORANGE	State transitions from/to new/existing states concerning transit processes to handle ENS formalities

Reading Guidelines for the DDNTA Main Document (How-to)



7.2 Design Document for National Transit Applications of NCTS-P6 (DDNTA Appendices)

External Domain Messages in the DDNTA explained (1/3)

Updated NCTS-P5 IEs with ENS Particulars (*)		
IE004	CC004D (E_AMD_ACC)	Amendment Acceptance
IE009	CC009D (E_INV_DEC)	Invalidation Decision
IE028	CC028D (E_MRN_ALL)	MRN Allocated
IE056	CC056D (C_DEP_REJ)	Rejection from Office of Departure
IE060	CC060D (E_CTR_DEC)	Control Decision Notification
IE928	CC928D (E_POS_ACK)	Positive Acknowledge

(*)Note: CC170C has only R/C updates and no ENS particulars

- The ED messages listed above, shall be used by Traders with Opt-In NA status.
- For Traders with Opt-Out NA status, the above ED messages shall remain as-is in NCTS-P5 (without ENS particulars) (i.e. CC004C, CC009C, CC028C, CC056C, CC060C and CC928C).

External Domain Messages in the DDNTA explained (2/3)

New NCTS-P6 IEs (Opt-In)

IEA13	CCA13D (E_DEC_AMD)
IEA15	CCA15D (E_DEC_DAT)
IEA28	CCA28D (E_REE_ENS_MRN)
IEA29	CCA29D (E_REL_TRA)
IEA64	CCA64D (E_CTR_AEO_TRA)
IEA70	CCA70D (E_REF_REQ)
IEA71	CCA71D (E_REF_RSP)
IEA91	CCA91 (E_ENS_PIN_NOT)

New NCTS-P6 IEs (Opt-In & Opt-Out)

IE117	CC117D (E_TRA_PRE_NOT)
IE058	CC058D (E_TRA_REJ)

The NCTS-P6 IEs in orange are messages introduced in NCTS-P6

External Domain Messages in the DDNTA explained (3/3)

- Messages **without modification for all NAs**:

IE013	CC013C	(E_DEC_AMD)
IE015	CC015C	(E_DEC_DAT)
IE029	CC029C	(E_REL_TRA)

Thank you